

Florida Institute of Technology

## Scholarship Repository @ Florida Tech

---

Aerospace, Physics, and Space Science Faculty    Department of Aerospace, Physics, and Space  
Publications    Sciences

---

12-5-2016

### **Search For New Physics In Final States With Two Opposite-Sign, Same-Flavor Leptons, Jets, And Missing Transverse Momentum In pp Collisions At $\sqrt{s} = 13$ TeV**

M M. Baarmand

Vallary Bhopatkar

Stefano Colafranceschi

Marcus Hohlmann

D Noonan

*See next page for additional authors*

Follow this and additional works at: [https://repository.fit.edu/apss\\_faculty](https://repository.fit.edu/apss_faculty)



Part of the [Physics Commons](#)

---

---

**Authors**

M M. Baarmand, Vallary Bhopatkar, Stefano Colafranceschi, Marcus Hohlmann, D Noonan, Tuhin S. Roy, Francisco X. Yumiceva, and CMS Collaboration

# Search for new physics in final states with two opposite-sign, same-flavor leptons, jets, and missing transverse momentum in pp collisions at $\sqrt{s} = 13$ TeV



## The CMS collaboration

*E-mail:* [cms-publication-committee-chair@cern.ch](mailto:cms-publication-committee-chair@cern.ch)

**ABSTRACT:** A search is presented for physics beyond the standard model in final states with two opposite-sign, same-flavor leptons, jets, and missing transverse momentum. The data sample corresponds to an integrated luminosity of  $2.3 \text{ fb}^{-1}$  of proton-proton collisions at  $\sqrt{s} = 13$  TeV collected with the CMS detector at the LHC in 2015. The analysis uses the invariant mass of the lepton pair, searching for a kinematic edge or a resonant-like excess compatible with the Z boson mass. Both search modes use several event categories in order to increase the sensitivity to new physics. These categories are based on the rapidity of the leptons, the multiplicity of jets and b jets, the scalar sum of jet transverse momenta, and missing transverse momentum. The observations in all signal regions are consistent with the expectations from the standard model, and the results are interpreted in the context of simplified models of supersymmetry.

**KEYWORDS:** Beyond Standard Model, Hadron-Hadron scattering (experiments), Supersymmetry

ARXIV EPRINT: [1607.00915](https://arxiv.org/abs/1607.00915)

---

## Contents

<b>1</b>	<b>Introduction</b>	<b>1</b>
<b>2</b>	<b>The CMS detector</b>	<b>2</b>
<b>3</b>	<b>Datasets, triggers, and object selection</b>	<b>2</b>
<b>4</b>	<b>Signal models</b>	<b>4</b>
<b>5</b>	<b>Signal regions</b>	<b>5</b>
5.1	On-Z signal regions	5
5.2	Edge search signal regions	5
<b>6</b>	<b>Standard model background predictions</b>	<b>6</b>
6.1	Flavor-symmetric backgrounds	6
6.2	Drell-Yan-like backgrounds	7
6.2.1	Other standard model processes with a Z boson	9
6.2.2	Drell-Yan background in the edge search	9
<b>7</b>	<b>Results</b>	<b>10</b>
<b>8</b>	<b>Interpretation</b>	<b>14</b>
8.1	Systematic uncertainty in the signal yield	14
8.2	Interpretation using simplified models	14
<b>9</b>	<b>Summary</b>	<b>16</b>
	<b>The CMS collaboration</b>	<b>21</b>

---

## 1 Introduction

Supersymmetry (SUSY) [1–8] is one of the most appealing extensions of the standard model (SM), assuming a new fundamental symmetry that assigns a new fermion (boson) to every SM boson (fermion). SUSY resolves the hierarchy problem of the SM by stabilizing the Higgs boson mass via additional quantum loop corrections from the top super-partner (top squark), which compensate the correction due to the top quark. If  $R$ -parity [9] is conserved the lightest state predicted by the theory is stable and potentially massive, providing a candidate for Dark Matter. Many SUSY models also lead to the unification of the electroweak and strong forces at high energies.

This paper presents a search for signatures of SUSY in events with two opposite-sign, same-flavor leptons (electrons or muons), jets, and missing transverse momentum. A

dataset of pp collisions collected with the CMS detector at the CERN LHC at a center-of-mass energy  $\sqrt{s} = 13$  TeV in 2015 was used, corresponding to an integrated luminosity of  $2.3 \text{ fb}^{-1}$ . The dilepton topology is expected to occur in SUSY models where a neutralino decays to either an on-shell Z boson or a virtual  $Z/\gamma$  boson which in turn decays to leptons and the lightest SUSY particle (LSP), or into a lepton and its supersymmetric partner (slepton), the latter decaying into another lepton and the LSP. Decays involving an on-shell Z boson are expected to produce an excess of events compatible with the Z boson mass, while decays involving off-shell Z bosons or sleptons are expected to produce a characteristic edge shape in the invariant mass distribution of the dilepton system [10].

The CMS Collaboration published a version of this analysis using a  $\sqrt{s} = 8$  TeV dataset, observing a  $2.6\sigma$  local significance excess compatible with an edge shape located at a dilepton invariant mass of  $78.7 \pm 1.4$  GeV [11]. The ATLAS collaboration reported the absence of any excess in a similar signal region, but observed a  $3.0\sigma$  excess in dilepton events compatible with the Z boson mass [12]. Both of these excesses warrant scrutiny using the 13 TeV dataset and are analyzed here with minor changes with respect to the 8 TeV searches.

## 2 The CMS detector

The central feature of the CMS apparatus is a superconducting solenoid, 13 m in length and 6 m in diameter, that provides an axial magnetic field of 3.8 T. The bore of the solenoid is outfitted with various particle detection systems. Charged-particle trajectories are measured by silicon pixel and strip trackers, covering  $0 < \phi < 2\pi$  in azimuth and  $|\eta| < 2.5$ , where the pseudorapidity  $\eta$  is defined as  $\eta = -\log[\tan(\theta/2)]$ , with  $\theta$  being the polar angle of the trajectory of the particle with respect to the beam direction. A crystal electromagnetic calorimeter (ECAL), and a brass and scintillator hadron calorimeter surround the tracking volume. The calorimetry provides high resolution energy and direction measurements of electrons and hadronic jets. A preshower detector consisting of two planes of silicon sensors interleaved with lead is located in front of the ECAL at  $|\eta| > 1.479$ . Muons are measured in gas-ionization detectors embedded in the steel flux-return yoke outside the solenoid. The detector is nearly hermetic, allowing for energy balance measurements in the plane transverse to the beam direction. A two-tier trigger system selects the most interesting pp collision events for use in physics analysis. A more detailed description of the CMS detector, its coordinate system, and the main kinematic variables used in the analysis can be found elsewhere [13].

## 3 Datasets, triggers, and object selection

Events are collected with a set of isolated dilepton triggers that require a transverse momentum  $p_T > 17$  GeV for the leading lepton and  $p_T > 12$  (8) GeV for the subleading electron (muon), and  $|\eta| < 2.5$  (2.4) for electrons (muons). In order to retain high signal efficiency, in particular for Lorentz-boosted dilepton systems, non-isolated dilepton triggers with  $p_T > 33$  (27) GeV for the first electron (muon) and  $p_T > 33$  (8) GeV for the second

electron (muon) are also used. The trigger efficiencies are measured in data using events selected by a suite of jet triggers.

Events are selected by requiring two opposite-charge, same flavor leptons ( $e^\pm e^\mp$  or  $\mu^\pm \mu^\mp$ ) with  $p_T > 20$  GeV and pseudorapidity  $|\eta| < 2.4$ . The distance between the leptons is requested to be at least  $\sqrt{\Delta\phi^2 + \Delta\eta^2} = \Delta R > 0.3$  to avoid reconstruction efficiency differences between electrons and muons in events with very collinear leptons. This requirement is relaxed to  $\Delta R > 0.1$  when the mass of the dilepton system is consistent with a Z boson to preserve acceptance for Z bosons with large transverse momentum. To ensure symmetry in acceptance between electrons and muons, all events with one of these two leptons in the barrel-endcap transition region of the ECAL,  $1.4 < |\eta| < 1.6$ , are rejected. A control sample of different flavor leptons ( $e\mu$  or  $\mu e$ ) is defined using the same lepton selection criteria. All the parameters above have been chosen in order to maximize the lepton selection efficiency while keeping the electron and muon efficiencies similar.

Electrons, reconstructed by associating tracks with ECAL clusters, are identified using a multivariate approach based on information on the cluster shape in the ECAL, track quality, and the matching between the track and the ECAL cluster [14]. Additionally, electrons from photon conversions are rejected. Muons are reconstructed from tracks found in the muon system associated with tracks in the tracker. They are identified based on the quality of the track fit and the number of associated hits in the tracking detectors. For both lepton flavors, the impact parameter with respect to the reconstructed vertex with the largest  $p_T^2$  sum of associated tracks (primary vertex) is required to be within 0.5 mm in the transverse plane and below 1 mm along the beam direction. The lepton isolation, defined as the scalar  $p_T$  sum of all particle candidates, excluding the lepton itself, in a cone around the lepton, divided by the lepton  $p_T$ , is required to be smaller than 0.1 (0.2) for electrons (muons). A cone-size, varying with lepton  $p_T$ , is chosen to be  $\Delta R = 0.2$  for  $p_T < 50$  GeV,  $\Delta R = 10 \text{ GeV}/p_T$  for  $50 < p_T < 200$  GeV, and  $\Delta R = 0.05$  for  $p_T > 200$  GeV.

A particle flow (PF) technique [15, 16] is used to reconstruct particle candidates in the event. Jets are clustered from these candidates, excluding charged hadrons not associated to the primary vertex, using the anti- $k_T$  clustering algorithm [17] implemented in the FASTJET package [18, 19] with a distance parameter of 0.4. Each jet is required to have  $p_T > 35$  GeV where the  $p_T$  is corrected for non-uniform detector response and multiple collision (pileup) effects [20, 21], and  $|\eta| < 2.4$ . A jet is removed from the event if it lies within  $\Delta R < 0.4$  of any of the selected leptons. The scalar sum of all jet transverse momenta is referred to as  $H_T$ . The magnitude of the negative vector  $p_T$  sum of all the PF candidates is referred to as  $E_T^{\text{miss}}$ . Corrections to the jet energy are propagated to the  $E_T^{\text{miss}}$  using the procedure developed for 7 TeV data [20]. Identification of jets originating from b-quarks is performed with the combined secondary vertex algorithm, using a working point in which the typical efficiency for b quarks is around 65% and the mistagging rate for light-flavor jets is around 1.5% [22].

While the main SM backgrounds are estimated using data control samples, simulated events are used to estimate uncertainties and minor SM background components. Next-to-leading order (NLO) and next-to-NLO cross sections [23–28] are used to normalize the simulated background samples, while NLO plus next-to-leading-logarithm (NLL) calcula-

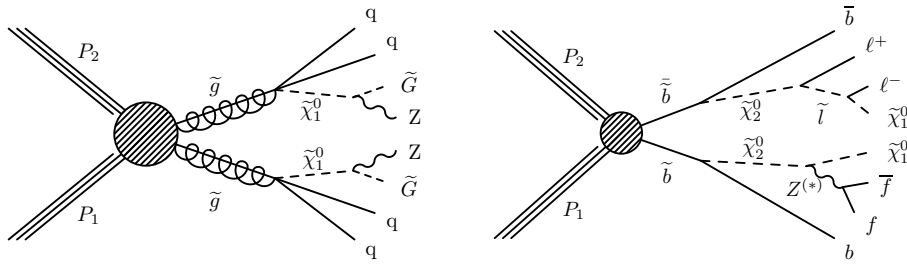
tions [29] are used for the signal samples. Simulated samples of Drell-Yan (DY) production associated with jets (DY + jets),  $\gamma$  + jets, V + V, and  $t\bar{t}V$  (V = W, Z) events are generated with the MADGRAPH MC@NLO v2.2.2 event generator [23], while POWHEG v1 [30] is used for  $t\bar{t}$  and single top quark production. The matrix element calculations performed with these generators are interfaced with PYTHIA 8 [31] for the simulation of parton showering and hadronization. The NNPDF3.0 parton distribution functions (PDF) [32] are used for all samples. The detector response is simulated with a GEANT4 model [33] of the CMS detector. The simulation of new physics signals is performed using the MADGRAPH5\_AMC@NLO program at LO precision with up to 2 additional partons in the matrix elements calculations. Events are then interfaced with PYTHIA 8 for fragmentation and hadronization, and simulated using the CMS fast simulation package [34]. Multiple pp interactions are superimposed on the hard collision and the simulated samples are reweighted to reflect the beam conditions. Normalization scale factors are applied to the simulated samples to account for differences between simulation and data in the trigger and reconstruction efficiencies.

#### 4 Signal models

This search targets different modes of neutralino decays into final states with two opposite-sign, same-flavor leptons, jets, and  $E_T^{\text{miss}}$  originating from the LSPs. In order to study these processes, two simplified models have been considered for the two search modes: one producing a resonant lepton signature through an on-shell Z boson for the “on-Z” search, and another producing an edge-like distribution in the invariant mass of the leptons, for the “edge” search.

The first of these simplified models represents gauge mediated supersymmetry breaking SUSY models [35] and is referred to as the GMSB scenario. The model assumes the production of a pair of gluinos ( $\tilde{g}$ ) that decay into a pair of quarks (u, d, s, c, or b) and the lightest neutralino  $\tilde{\chi}_1^0$ . This neutralino decays into an on-shell Z boson and a massless gravitino ( $\tilde{G}$ ) as seen in figure 1 (left). At least one of the Z bosons decays into a pair of leptons producing the signature targeted by the on-Z search.

The signal model for the edge search, referred to as slepton-edge, assumes the production of a pair of bottom squarks, which decay to the next-to-lightest neutralino  $\tilde{\chi}_2^0$  and a b-quark. Two decay modes of the  $\tilde{\chi}_2^0$  are considered each with 50% probability. In the first one, the  $\tilde{\chi}_2^0$  decays to a Z boson and the lightest neutralino  $\tilde{\chi}_1^0$ , which is stable. The Z boson can be on or off-shell, depending on the mass difference between the neutralinos, and decays according to its SM branching fractions. The second one features subsequent two-body decays with an intermediate slepton  $\tilde{\ell}$ :  $\tilde{\chi}_2^0 \rightarrow \tilde{\ell}\ell \rightarrow \ell\ell\tilde{\chi}_1^0$ . The masses of the sleptons ( $\tilde{e}, \tilde{\mu}$ ) are assumed degenerate and equal to the average of the  $\tilde{\chi}_2^0$  and  $\tilde{\chi}_1^0$ . The masses of the  $\tilde{b}$  and  $\tilde{\chi}_2^0$  are free parameters, while  $m_{\tilde{\chi}_1^0}$  is fixed at 100 GeV. This scheme allows the position of the signal edge to vary along the invariant mass distribution according to the mass difference between the  $\tilde{\chi}_2^0$  and  $\tilde{\chi}_1^0$ . The mass of the  $\tilde{\chi}_1^0$  has been chosen in such a way that the difference to the  $\tilde{\chi}_2^0$  mass is above 50 GeV, setting the minimum possible edge position at 50 GeV. An example for one of the possible decays is shown in figure 1 (right).



**Figure 1.** Diagrams for gluino and  $\tilde{b}$  pair production and decays realized in the simplified models. The GMSB model targeted by the on-Z search is shown on the left. On the right, the slepton-edge model features characteristic edges in the  $m_{\ell\ell}$  spectrum given by the mass difference of the  $\tilde{\chi}_2^0$  and  $\tilde{\chi}_1^0$ .

## 5 Signal regions

Signal regions for the on-Z and edge searches follow two principles: first, they are designed to provide sensitivity to a range of new physics models, including the simplified models defined above, and second, they are designed to investigate excesses in the 8 TeV datasets reported by the ATLAS and CMS Collaborations [11, 12]. The selections described below are applied in addition to the dilepton selection described in section 3.

### 5.1 On-Z signal regions

The on-Z search is divided into a total of three signal region (SR) categories with dilepton invariant mass ( $m_{\ell\ell}$ ) in the range  $81 < m_{\ell\ell} < 101$  GeV. The first two, referred to as “SRA” (2–3 jets and  $H_T > 400$  GeV) and “SRB” ( $\geq 4$  jets), focus on events with low and high jet multiplicity. These categories are further divided according to the number of b-tagged jets and  $E_T^{\text{miss}}$ . One additional signal region, namely “ATLAS SR”, is defined corresponding to the region showing a  $3.0\sigma$  excess in the 8 TeV dataset of the ATLAS Collaboration [12]. The selection details are specified in section 7.

### 5.2 Edge search signal regions

The signal regions in the edge search remain largely unchanged with respect to the search performed with the 8 TeV dataset [11]. The requirements on the jet multiplicity and  $E_T^{\text{miss}}$  are similar to the previous analysis, namely  $E_T^{\text{miss}} > 100$  (150) GeV if at least three (two) jets are present. The relative centrality expected in the decays of heavy particles, combined with the performance of the detector in the barrel region compared to the endcaps, motivates a division of the event sample depending on the  $|\eta|$  of the leptons. The signal region is defined as central if both leptons lie within  $|\eta| < 1.4$  and as forward if at least one of the leptons is located outside of this  $|\eta|$  range. Furthermore, two exclusive bins are defined in the number of b-tagged jets, one without and one with at least one such jet.

The improvements in the CMS reconstruction algorithms for the 13 TeV data taking lead to a few differences between the 8 and 13 TeV signal regions. The lepton identification



algorithms have been updated for the 13 TeV data taking, with the most relevant improvement being the use of a new electron identification algorithm based on a multivariate discriminator [14]. The jet momentum threshold has been lowered from 40 GeV to 35 GeV given the improved pile-up rejection achieved at  $\sqrt{s} = 13$  TeV, and the maximum  $|\eta|$  has been reduced from 3.0 to 2.4, to match the tracker acceptance. The isolation definition has also been modified to include a variable cone size. The rejection of non-prompt leptons has been improved as a consequence of all these changes. Finally, additional non-isolated double-lepton triggers have been added to recover efficiency for very boosted dilepton systems, although the increase in efficiency for the edge signal regions has been found to be small ( $<4\%$ ).

A counting experiment is performed in five distinct regions of the  $m_{\ell\ell}$  spectrum with events split among the four exclusive (0 or  $\geq 1$  b-tagged jet, central or forward) and two inclusive (central or forward) categories. The five mass regions include the three that were present in the 8 TeV analysis (the low-mass region:  $20 < m_{\ell\ell} < 70$  GeV, the on-Z region:  $81 < m_{\ell\ell} < 101$  GeV, and the high-mass region:  $m_{\ell\ell} > 120$  GeV), as well as the two regions immediately adjacent to the Z peak ( $70 < m_{\ell\ell} < 81$  GeV and  $101 < m_{\ell\ell} < 120$  GeV). The mass spectrum in the current analysis thus covers all  $m_{\ell\ell}$  values above 20 GeV.

In order to directly compare the result obtained at 13 TeV with those obtained at 8 TeV, results for the signal regions are also given inclusively in the number of b-tagged jets,  $N_{\text{b-jets}} \geq 0$ . A summary of all signal regions is given along with the experimental results in section 7.

## 6 Standard model background predictions

The backgrounds from SM processes are divided into two types. Those that produce opposite-flavor (OF) pairs ( $e^\pm\mu^\mp$ ) as often as same-flavor (SF) pairs ( $\mu^\pm\mu^\mp$ ,  $e^\pm e^\mp$ ) are referred to as flavor-symmetric (FS) backgrounds. Among them, the dominant contribution arises from top quark-antitop quark production; sub-leading contributions from WW, Z/ $\gamma^*$ ( $\rightarrow \tau\tau$ ), tW single-top quark production, and leptons from hadron decays are also present. The other category of backgrounds includes flavor-correlated lepton production and only contributes with SF leptons. The dominant contributions arise from DY production in association with jets, where the  $E_{\text{T}}^{\text{miss}}$  arises from mismeasurement of the jet energies. Smaller contributions come from WZ and ZZ production, as well as rare processes such as  $t\bar{t}Z$ . These backgrounds are referred to as “Other SM” in this paper.

### 6.1 Flavor-symmetric backgrounds

The contribution of flavor-symmetric processes in the SF channels is estimated from the OF control sample. While there is a production symmetry between the two channels at particle level, it can be distorted by the different trigger, reconstruction, and identification efficiencies for electrons and muons. The background estimate is therefore obtained from the observed OF yield by applying a multiplicative correction factor,  $R_{\text{SF}/\text{OF}}$ . This factor is determined by two independent methods, a direct measurement in a control region enriched

	Central		Forward	
	Data	MC	Data	MC
$(1/2)(r_{\mu/e} + r_{\mu/e}^{-1})$	$1.01 \pm 0.01$	$1.01 \pm 0.01$	$1.02 \pm 0.04$	$1.03 \pm 0.05$
$R_T$	$1.00 \pm 0.07$	$1.02 \pm 0.06$	$1.04 \pm 0.09$	$1.04 \pm 0.06$
$R_{\text{SF/OF}}$				
From factorization	$1.01 \pm 0.07$	$1.03 \pm 0.06$	$1.06 \pm 0.10$	$1.05 \pm 0.08$
Direct measurement	$1.05 \pm 0.06$	$1.05 \pm 0.03$	$1.10 \pm 0.09$	$1.08 \pm 0.04$
Weighted average	$1.03 \pm 0.05$	$1.04 \pm 0.03$	$1.08 \pm 0.07$	$1.07 \pm 0.04$

**Table 1.** Summary of  $R_{\text{SF/OF}}$  values obtained in data and simulation using the direct and factorized methods, and the final combination.

in FS backgrounds, and from the measurement of lepton efficiencies, factorized into the effects of reconstruction, identification, and trigger.

The direct measurement is performed in the region with  $N_{\text{jets}} = 2$  and  $100 < E_{\text{T}}^{\text{miss}} < 150$  GeV, excluding the mass range  $70 < m_{\ell\ell} < 110$  GeV to reduce background contributions from resonant Z-boson production. Here,  $R_{\text{SF/OF}}$  is evaluated using the observed yield of SF and OF events,  $4R_{\text{SF/OF}} = N_{\text{SF}}/N_{\text{OF}}$ . The applicability of this value in the signal region is confirmed by comparing it with the  $R_{\text{SF/OF}}$  value obtained in the signal region for  $t\bar{t}$  simulated events. The difference between both values is found to be smaller than its statistical uncertainty (3%). The latter value is assigned as the systematic uncertainty in the measurement.

For the factorized approach, the ratio of muon to electron reconstruction and identification efficiencies,  $r_{\mu/e}$ , is measured in a DY-enriched region with  $N_{\text{jets}} \geq 2$  and  $E_{\text{T}}^{\text{miss}} < 50$  GeV and requiring  $60 < m_{\ell\ell} < 120$  GeV, resulting in a large sample of  $e^{\pm}e^{\mp}$  and  $\mu^{\pm}\mu^{\mp}$  events with similar kinematics to the signal region in terms of jet multiplicity. Assuming the factorization of lepton efficiencies in an event, the efficiency ratio is measured as  $r_{\mu/e} = \sqrt{N_{\mu^+\mu^-}/N_{e^+e^-}}$ . A systematic uncertainty of 10% (20%) is assigned to  $r_{\mu/e}$  in the central (forward) lepton rapidity selection based on studies of its dependency on the lepton kinematics, the amount of  $E_{\text{T}}^{\text{miss}}$ , and the jet multiplicity. The trigger efficiencies for the three different flavor combinations are used to define the factor  $R_T = \sqrt{\epsilon_{\mu^{\pm}\mu^{\mp}}^{\text{T}}\epsilon_{e^{\pm}e^{\mp}}^{\text{T}}}/\epsilon_{e^{\pm}\mu^{\mp}}^{\text{T}}$ , which takes into account the difference between SF and OF channels at the trigger level. The final correction is  $R_{\text{SF/OF}} = (1/2)(r_{\mu/e} + r_{\mu/e}^{-1})R_T$ . Here,  $r_{\mu/e}$  is summed with its inverse, leading to a large reduction of the associated uncertainty.

The results of the direct measurement and the factorization method are shown in table 1. Since the results are in agreement and are obtained on independent data samples, they are combined using the weighted average. The resulting correction is  $R_{\text{SF/OF}} = 1.03 \pm 0.05$  ( $1.08 \pm 0.07$ ) for the central (forward) lepton rapidity selection.

## 6.2 Drell-Yan-like backgrounds

The  $E_{\text{T}}^{\text{miss}}$  from the DY background is estimated from  $E_{\text{T}}^{\text{miss}}$  templates obtained from a data control region. The main premise of this estimate based on data is that  $E_{\text{T}}^{\text{miss}}$  in

$Z + \text{jets}$  events originates from the limited detector resolution when measuring the objects making up the hadronic system that recoils against the  $Z$  boson. We estimate the shape of the  $E_{\text{T}}^{\text{miss}}$  distribution from a control sample of  $\gamma + \text{jets}$  events where the jet system recoils against a photon instead of a  $Z$  boson. Signal regions requiring at least one b-tagged jet can lead to a small amount of additional  $E_{\text{T}}^{\text{miss}}$  due to the neutrinos in semileptonic b quark decays. To account for this effect, the  $E_{\text{T}}^{\text{miss}}$  templates are extracted from a control sample of  $\gamma + \text{jets}$  events with at least one b-tagged jet.

The  $\gamma + \text{jets}$  events in data are selected with a suite of single-photon triggers with  $p_{\text{T}}$  thresholds varying from 22 to 165 GeV. The triggers with thresholds below 165 GeV are prescaled such that only a fraction of accepted events are recorded, and the events are weighted by the trigger prescales to match the integrated luminosity collected with the signal dilepton triggers. In order to account for kinematic differences between the hadronic systems in the  $\gamma + \text{jets}$  and the  $Z + \text{jets}$  sample, the  $\gamma + \text{jets}$  sample is reweighted such that the boson  $p_{\text{T}}$  distribution matches that of the  $Z + \text{jets}$  sample. This reweighting is performed for each signal region, where the same requirements are applied to the  $Z + \text{jets}$  and the  $\gamma + \text{jets}$  samples. The resulting  $E_{\text{T}}^{\text{miss}}$  distribution is then normalized to the observed data yield in the region  $E_{\text{T}}^{\text{miss}} < 50$  GeV where  $Z + \text{jets}$  is the dominant background.

The control sample used to estimate this background does not need to have a high purity of photons, since the  $E_{\text{T}}^{\text{miss}}$  is assumed to originate from jet mismeasurement. However, it is required that the photon-like object be well measured so as to not contribute to the  $E_{\text{T}}^{\text{miss}}$  mismeasurement. The stability of the photon selection is tested by repeating this background measurement after tightening the photon ID requirements, and it is found that the results are consistent with the measurement done using the looser selection. In order to ensure the photon-like object is sufficiently well-measured and that the  $E_{\text{T}}^{\text{miss}}$  in the  $\gamma + \text{jets}$  sample comes primarily from the mismeasurement of the jet system, the following conditions are required:  $\Delta\phi(E_{\text{T}}^{\text{miss}}, \gamma) > 0.4$ , a veto on events where the photon can be connected to a pattern of hits in the pixel detector, and the photon to be matched to a jet within a cone of  $\Delta R = 0.4$ . The requirement  $\Delta\phi(E_{\text{T}}^{\text{miss}}, \gamma) > 0.4$  protects against under-measurement of the photon energy, which is much more likely for calorimeter-based quantities than over-measurement. Finally, the electromagnetic fraction of the matched jet (fraction of jet energy deposited in the electromagnetic calorimeter with respect to the total energy deposited in both, the electromagnetic and hadronic calorimeter) is required to be  $> 0.7$ .

The dominant uncertainties in the  $E_{\text{T}}^{\text{miss}}$  template prediction come from the limited size of the samples used. The uncertainty in the prediction takes into account the statistical uncertainty of the  $\gamma + \text{jets}$  sample in the signal  $E_{\text{T}}^{\text{miss}}$  regions, which ranges from 10–50%. The statistical uncertainty of the normalization for  $E_{\text{T}}^{\text{miss}} < 50$  GeV is included and ranges from 4–10%, as shown in table 2. A closure test of the method is performed in simulation, using  $\gamma + \text{jets}$  to predict the yield of  $Z + \text{jets}$ . An uncertainty is assigned from the results of this test as either the largest discrepancy between the  $\gamma + \text{jets}$  prediction and the  $Z + \text{jets}$  yield for each  $E_{\text{T}}^{\text{miss}}$  region, or the MC statistical uncertainty, whichever is larger. The values are listed in table 3 and vary between 4 and 50%, depending on the  $E_{\text{T}}^{\text{miss}}$  region. Finally, the impact of photon purity on the estimate is studied in data by repeating the prediction with

Signal region	SRA		SRB		ATLAS SR
b tagging	b-jet veto	$\geq 1$ b tag	b-jet veto	$\geq 1$ b tag	–
Uncertainty	4 %	10 %	3 %	6 %	3 %

**Table 2.** Statistical uncertainties in the normalization of the  $E_T^{\text{miss}}$  template prediction in the  $E_T^{\text{miss}} < 50$  GeV range, for each signal region. These are taken as a systematic uncertainty in the background prediction. The definitions of SRA, SRB, and ATLAS SR are found in section 5.1 and table 4.

$E_T^{\text{miss}}$ (GeV)	0–50	50–100	100–150	150–225	225–300	$\geq 300$
SRA, b-jet veto	1	4	4	5	15	35
SRA, $\geq 1$ b tag	1	3	5	10	30	40
SRB, b-jet veto	1	2	4	10	20	25
SRB, $\geq 1$ b tag	2	3	10	10	50	50
ATLAS SR	2	2	10	10	10	

**Table 3.** Systematic uncertainties in percentage for the  $E_T^{\text{miss}}$  template method from the MC closure test, shown for all the on-Z signal regions. The definitions of SRA, SRB, and ATLAS SR are found in section 5.1 and table 4.

a tighter photon selection. Since the difference from the nominal prediction was smaller than the statistical uncertainty in all regions, no additional uncertainty was assigned.

### 6.2.1 Other standard model processes with a Z boson

The method using  $E_T^{\text{miss}}$  templates only predicts instrumental  $E_T^{\text{miss}}$  from jet mismeasurement and thus does not include the genuine  $E_T^{\text{miss}}$  from neutrinos expected in processes like  $W(\ell\nu)Z(\ell\ell)$ ,  $Z(\ell\ell)Z(\nu\nu)$ , or rarer processes such as  $t\bar{t}Z$ . These processes contribute a small fraction of the overall background and are determined with MC simulation. The MC prediction is compared to data in 3- and 4-lepton control regions. Agreement is observed, and a conservative uncertainty of 50% is assigned based on the limited statistics of these regions at higher jet multiplicities.

### 6.2.2 Drell-Yan background in the edge search

A procedure was designed to propagate the estimations obtained using the  $E_T^{\text{miss}}$  templates for the on-Z regions to the off-Z mass regions. For this reason, a ratio  $r_{\text{out/in}}$  is measured in the DY-dominated control region where  $r_{\mu/e}$  is also obtained. The numerator of this ratio is the number of SF events outside of the Z boson mass window, while the denominator is the SF yield within this window. Opposite-flavor yields in both the numerator and denominator are subtracted from the respective same-flavor yields in order to correct for FS contributions in the region where  $r_{\text{out/in}}$  is measured. The final ratio is unity for the mass region between 81 and 101 GeV, and varies between 2% and 7% for the other mass ranges, with values decreasing as a function of the invariant mass. The final contribution to the edge-like signal regions is then the on-Z prediction multiplied by this ratio for each

$N_{\text{jets}}/ H_{\text{T}}$	$N_{\text{b-jets}}$	$E_{\text{T}}^{\text{miss}}$ (GeV)	Predicted	Observed
SRA  2–3 jets  and $H_{\text{T}} > 400$ GeV	0	100–150	29.1 <sup>+5.3</sup> <sub>−4.7</sub>	28
		150–225	9.1 <sup>+3.2</sup> <sub>−1.9</sub>	7
		225–300	3.4 <sup>+2.5</sup> <sub>−1.0</sub>	6
		>300	2.1 <sup>+1.4</sup> <sub>−0.7</sub>	6
	≥1	100–150	14.3 <sup>+4.4</sup> <sub>−3.2</sub>	21
		150–225	6.9 <sup>+3.6</sup> <sub>−2.3</sub>	6
		225–300	6.1 <sup>+3.6</sup> <sub>−2.3</sub>	1
		>300	1.5 <sup>+2.4</sup> <sub>−0.9</sub>	3
SRB  ≥ 4 jets	0	100–150	23.6 <sup>+4.9</sup> <sub>−3.7</sub>	20
		150–225	8.2 <sup>+3.4</sup> <sub>−2.1</sub>	10
		225–300	0.8 <sup>+1.2</sup> <sub>−0.2</sub>	2
		>300	1.5 <sup>+2.4</sup> <sub>−0.9</sub>	0
	≥1	100–150	44.7 <sup>+7.7</sup> <sub>−6.6</sub>	45
		150–225	16.8 <sup>+5.1</sup> <sub>−3.9</sub>	23
		225–300	0.6 <sup>+1.2</sup> <sub>−0.3</sub>	4
		>300	1.5 <sup>+2.4</sup> <sub>−0.9</sub>	3
ATLAS–SR:				
$H_{\text{T}} + p_{\text{T}}^{\ell_1} + p_{\text{T}}^{\ell_2} > 600$ GeV	$E_{\text{T}}^{\text{miss}} > 225$ GeV	$\Delta\phi_{E_{\text{T}}^{\text{miss}}, j_1, j_2} > 0.4$	12.3 <sup>+4.0</sup> <sub>−2.8</sub>	14

**Table 4.** Observed and predicted yields for the on-Z search. The signal regions SRA and SRB are binned as a function of the b jet multiplicity and the missing transverse momentum. In the ATLAS SR, the transverse momenta of the two highest  $p_{\text{T}}$  leptons are included when calculating  $H_{\text{T}}$ , and an additional requirement is imposed on the angle between the  $E_{\text{T}}^{\text{miss}}$  and the two leading jets  $\Delta\phi_{E_{\text{T}}^{\text{miss}}, j_1, j_2} > 0.4$ .

of the signal regions. An uncertainty of 25% is assigned to  $r_{\text{out/in}}$  to cover its dependencies on  $E_{\text{T}}^{\text{miss}}$  and the jet multiplicity.

## 7 Results

The observed number of events in the different signal regions is compared with the background estimates obtained with the methods explained above for the on-Z and the edge searches. The results for the 16 exclusive signal regions of the on-Z search and the additional ATLAS signal region are presented in table 4. A graphical representation of these results can be seen in figure 2 (upper), where the background prediction has been divided into its three components: FS, DY, and other processes with a Z boson, in order to illustrate their relative contributions in the different signal regions.

The edge-like search features two distinct  $m_{\ell\ell}$  spectra according to the centrality of the leptons, each of which is divided into five bins. This leads to a total of 10 mutually

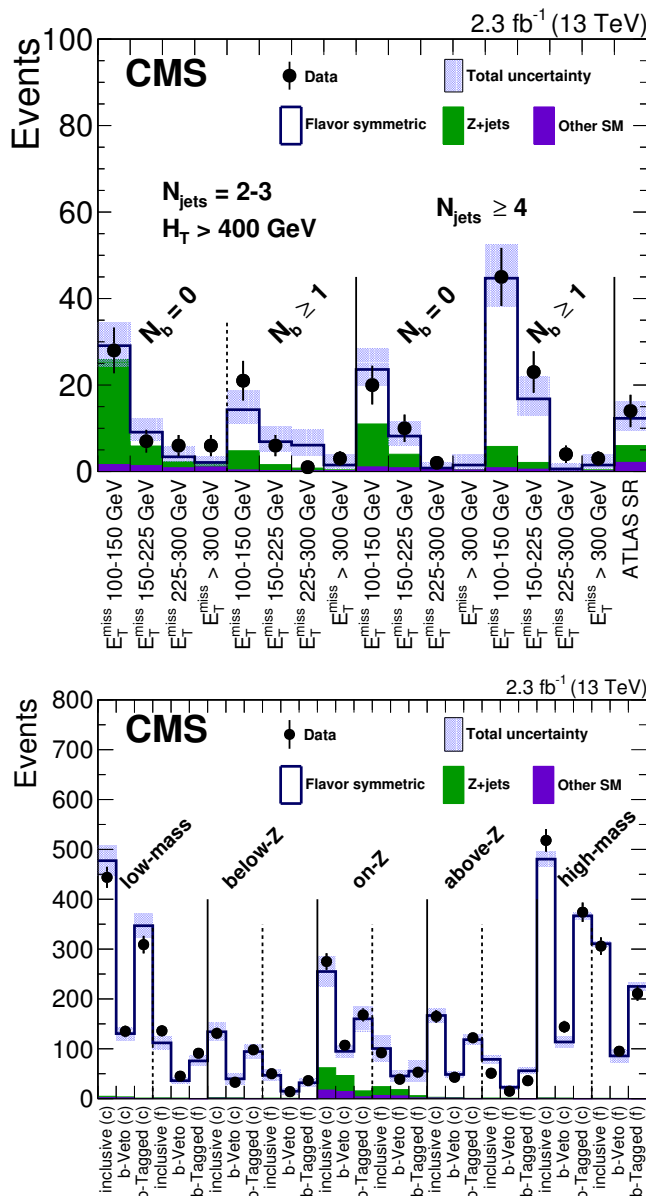
		$N_{\text{b-jets}} \geq 0$		$N_{\text{b-jets}} = 0$		$N_{\text{b-jets}} \geq 1$	
$m_{\ell\ell}$ range (GeV)		Pred.	Obs.	Pred.	Obs.	Pred.	Obs.
Central	20–70	$477 \pm 30$ ( $4.8 \pm 1.4$ )	445	$130 \pm 13$ ( $3.6 \pm 1.1$ )	135	$347 \pm 24$ ( $1.2 \pm 0.3$ )	310
	70–81	$134 \pm 13$ ( $2.7 \pm 0.8$ )	131	$40 \pm 6$ ( $2.1 \pm 0.6$ )	33	$94 \pm 10$ ( $0.7 \pm 0.2$ )	98
	81–101	$254 \pm 18$ ( $62 \pm 8$ )	275	$95 \pm 11$ ( $46 \pm 8$ )	107	$160 \pm 14$ ( $16 \pm 2$ )	168
	101–120	$166 \pm 15$ ( $2.1 \pm 0.6$ )	165	$48 \pm 7$ ( $1.6 \pm 0.5$ )	43	$118 \pm 12$ ( $0.5 \pm 0.2$ )	122
	>120	$477 \pm 30$ ( $1.6 \pm 0.5$ )	518	$112 \pm 12$ ( $1.2 \pm 0.4$ )	144	$365 \pm 25$ ( $0.4 \pm 0.1$ )	374
Forward	20–70	$111 \pm 12$ ( $1.6 \pm 0.4$ )	136	$36 \pm 6$ ( $1.2 \pm 0.4$ )	45	$75 \pm 10$ ( $0.4 \pm 0.1$ )	91
	70–81	$47 \pm 7$ ( $1.2 \pm 0.3$ )	50	$15 \pm 4$ ( $0.9 \pm 0.3$ )	14	$32 \pm 6$ ( $0.3 \pm 0.1$ )	36
	81–101	$100 \pm 10$ ( $24 \pm 3$ )	92	$45 \pm 6$ ( $18 \pm 3$ )	39	$55 \pm 8$ ( $6.0 \pm 1.2$ )	53
	101–120	$78 \pm 10$ ( $1.0 \pm 0.3$ )	51	$22 \pm 5$ ( $0.7 \pm 0.2$ )	15	$55 \pm 8$ ( $0.2 \pm 0.1$ )	36
	>120	$308 \pm 25$ ( $0.7 \pm 0.2$ )	306	$85 \pm 10$ ( $0.5 \pm 0.2$ )	95	$223 \pm 20$ ( $0.2 \pm 0.1$ )	211

**Table 5.** Results for the edge-like search in all 30 signal regions. The non-FS component of the total background is given separately in the brackets. All signal regions require  $E_{\text{T}}^{\text{miss}} > 150$  (100) GeV if  $N_{\text{jets}} \geq 2$  (3).

exclusive signal regions that are further divided according to the presence or absence of any b-tagged jet in the event. To be consistent with the 8 TeV search, the information without any selection on the number of b-tagged jets is also provided. Table 5 summarizes the SM predictions and the observations in all these signal regions. A graphical representation of these results is shown in figure 2 (lower), including the relative contributions of the different backgrounds.

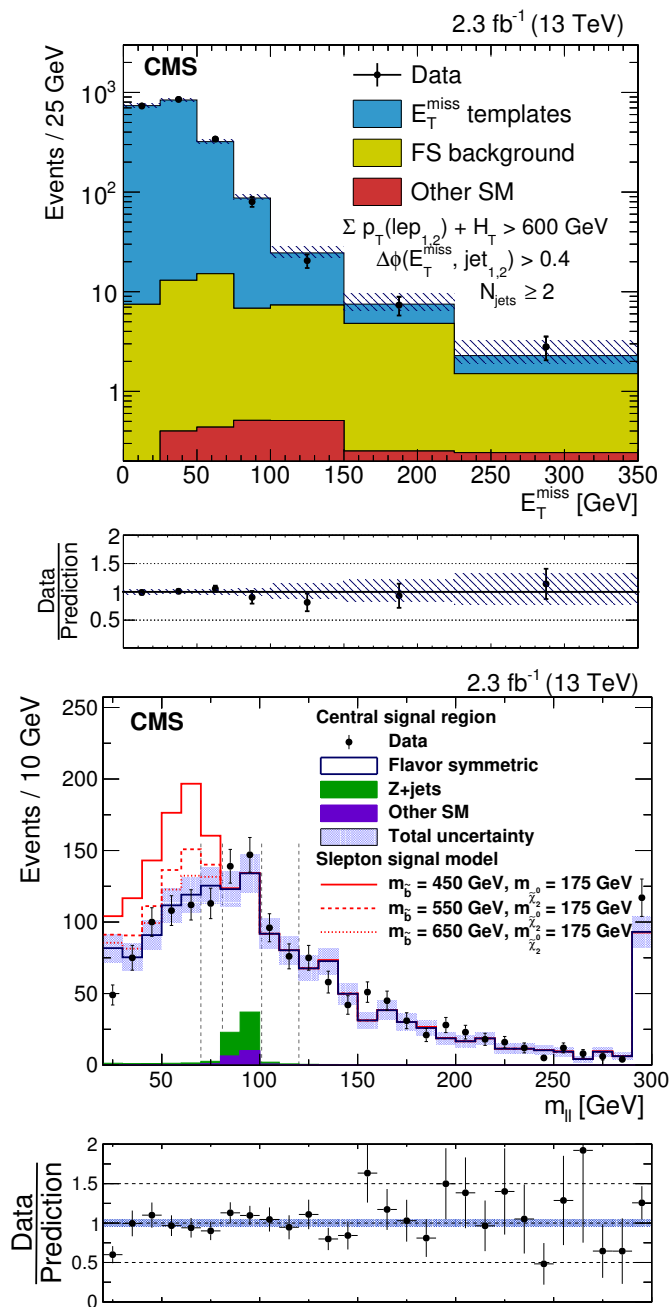
The agreement between the observation and the prediction is found to be better than  $1\sigma$  in most of the regions. The largest deviation found corresponds to a local significance of  $1.8\sigma$ . This result is compatible with the null hypothesis provided the large number of signal regions.

Figure 3 (upper) shows the  $E_{\text{T}}^{\text{miss}}$  distribution for the on-Z ATLAS signal region, while figure 3 (lower), shows the  $m_{\ell\ell}$  distribution for the edge region without any selection on the number of b-tagged jets and with central leptons, as in the region where CMS reported the excess at  $\sqrt{s} = 8$  TeV. The comparison between the observation and prediction in



**Figure 2.** Overview of the results in all signal regions of the on-Z search (upper) and edge search (lower). The labels (c) and (f) refer to central and forward leptons. The data points in black are compared to the background expectation, which is shown as a solid blue line, together with its uncertainty, shown as a light blue band. The background components are shown as a stacked histogram with solid white color for the FS background, solid dark green for DY and dark purple for others.

these two regions of interest does not indicate the presence of any excess with respect to the SM expectation. The  $3.0\sigma$  discrepancy between observation and prediction in the first bin of the  $m_{\ell\ell}$  distribution in figure 3 (lower), has been studied in detail in several control regions with similar kinematic properties, and also by modifying the trigger, identification and isolation parameters of the leptons. Since no sign of any systematic effect has been found, we conclude this to be consistent with a statistical fluctuation.



**Figure 3.** The  $E_T^{\text{miss}}$  and  $m_{\ell\ell}$  distributions are shown for data and background predictions in the on-Z ATLAS signal region (upper) and for the region where CMS reported an excess in Run 1 (lower). The “Other SM” category includes WZ, ZZ, and other rare SM backgrounds taken from MC. The red lines in the  $m_{\ell\ell}$  distribution correspond to three different slepton-edge signal hypotheses overlaid on top of the background distribution.



## 8 Interpretation

The results of the analysis are interpreted in terms of simplified models. In order to quantify the sensitivity of the on-Z and edge searches, two simulated samples with a scan of mass points of the GMSB and slepton-edge models have been produced. Upper limits on the cross section multiplied by the branching ratio have been calculated at a 95% confidence level (CL) using the  $CL_S$  criterion and an asymptotic formulation [36–39], taking into account the statistical and systematic uncertainties in the signal yields and the background predictions.

### 8.1 Systematic uncertainty in the signal yield

The systematic uncertainties in the signal yield have been evaluated by comparing the yields obtained after making a variation on the source of the systematic effect and the nominal yields. The uncertainty related to the measurement of the integrated luminosity is 2.7% [40]. The uncertainty in the corrections used to account for lepton identification and isolation efficiency differences between data and simulation is 2–4% in the signal acceptance. The uncertainty in the b tagging efficiency and mistag probability are 2–5% except for the edge signal regions without b tags, where they can range up to 20%. A further systematic uncertainty of 1–6% is considered on the scale factors correcting for the differences between fast and GEANT4 simulations for leptons. Dilepton trigger efficiencies ranging between 87% and 96%, and depending on the lepton flavor, are measured in data and applied as an overall scale factor to the signal simulation with a systematic uncertainty of 5%. The uncertainty in the jet energy scale varies between 0% and 8% depending on the signal kinematics. The uncertainty associated with the modeling of initial-state radiation (ISR) is 1–3%. The uncertainty in the correction to account for the pileup in the simulation is evaluated by shifting the inelastic cross section by  $\pm 5\%$  and amounts to less than 6% on signal acceptance. Finally the statistical uncertainty on the number of simulated events is also considered and found to be in the range 1–20%, where the regions with low population of signal due to the acceptance in  $E_T^{\text{miss}}$  and/or b-tag multiplicity are most affected. These uncertainties are summarized in table 6.

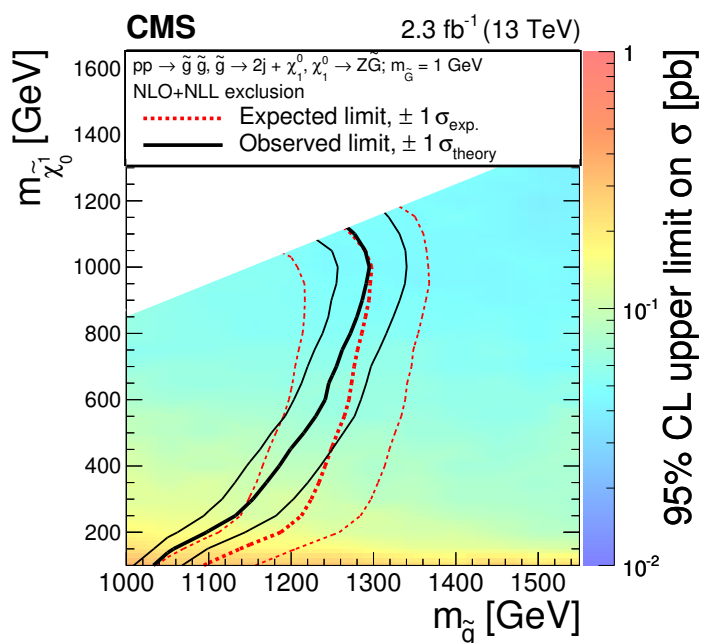
### 8.2 Interpretation using simplified models

Since the GMSB model leads to a signature containing at least 6 jets in the final state, most of the sensitivity of the on-Z search is provided by the high jet multiplicity signal regions defined within the SRB category. We only consider the number of observed and predicted events in these regions to set limits on this model. The expected and observed limits are presented in figure 4. We exclude gluino masses up to 1.28 (1.03) TeV for large (small) neutralino masses. These results show an improvement with respect to the 8 TeV result where we obtained an observed and expected limits for gluino masses from 1.0 to 1.1 TeV.

The edge search is interpreted using the slepton-edge model, combining all the invariant mass,  $|\eta|$ , and mutually exclusive b tag regions. Figure 5 shows the exclusion contour in the plane of the masses of the bottom squark and the second neutralino. We exclude bottom squark masses up to 620 GeV at low  $\tilde{\chi}_2^0$  masses. The slight decrease in sensitivity at a

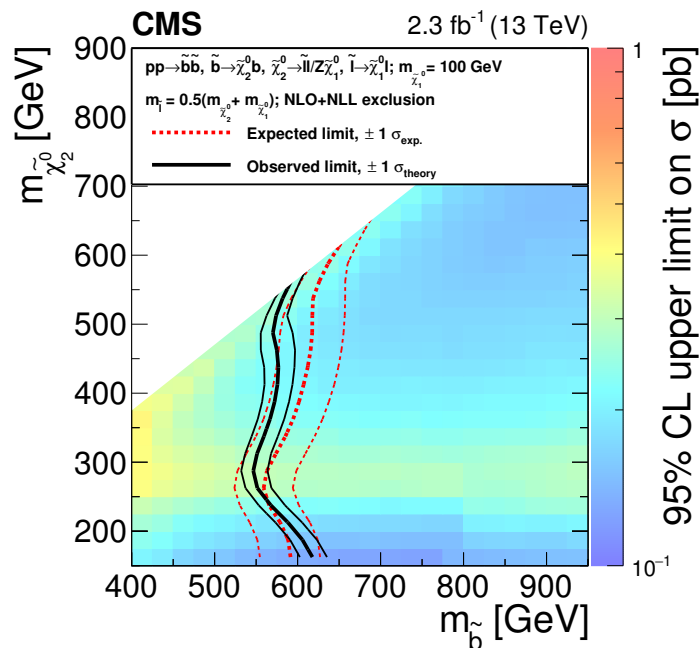
Source of uncertainty	Uncertainty (%)
Luminosity	2.7
Pileup	0–6
b tag modeling	2–20
Lepton reconstruction and isolation	2–4
Fast simulation scale factors	1–6
Trigger modeling	5
Jet energy scale	0–8
ISR modeling	1–3
Statistical uncertainty	1–20
Total uncertainty	7–32

**Table 6.** List of systematic uncertainties taken into account for the signal yields and typical values.



**Figure 4.** Cross section upper limits and exclusions contours at 95% CL with the results of the on-Z search interpreted in the GMSB model. The region to the left of the red dotted (black solid) line shows the masses which are excluded by the expected (observed) limit.

neutralino mass of  $\sim 250$  GeV corresponds to a kinematic edge located at  $\sim 150$ – $200$  GeV. In this case the signal is spread evenly across all mass regions, while in the case of low (high)  $\tilde{\chi}_2^0$  masses, the majority of signal events fall into the low- (high-) mass bin, which increases the sensitivity for these mass points. The expected upper limits in the bottom squark/neutralino mass plane are similar to the limits set by the 8 TeV analysis. In two parameter regions the expected limits are slightly improved due to the introduction of new signal regions. The introduction of the below-Z and above-Z signal region increases the



**Figure 5.** Cross section upper limits and exclusion contours at 95% CL with the results of the edge search interpreted in the slepton-edge model. The region to the left of the red dotted (black solid) line shows the masses which are excluded by the expected (observed) limit.

sensitivity of the analysis for sbottom masses of about 550 GeV and neutralino masses of around 250 GeV. The second improvement is the categorization according to the number of b-tagged jets that gives additional sensitivity close to the sbottom and neutralino mass diagonal where events with zero b-tagged jets become important since the produced b jets have less energy and are often not identified. The observed upper limits in the region with small neutralino masses have been largely improved with respect to the 8 TeV results from 500 to approximately 620 GeV.

## 9 Summary

A search for physics beyond the standard model has been presented in the opposite-sign, same-flavor lepton final state using a data sample of pp collisions collected at a center-of-mass energy of 13 TeV, corresponding to an integrated luminosity of  $2.3 \text{ fb}^{-1}$ , recorded with the CMS detector in 2015. Searches are performed for signals that either produce a kinematic edge, or a peak at the Z boson mass, in the dilepton invariant mass distribution. Comparing the observation to estimates for SM backgrounds obtained from data control samples, no statistically significant evidence for a signal has been observed. Notably, this is true for the two event selections where excesses of  $2.6$  and  $3.0 \sigma$  significance had been observed by the CMS and ATLAS collaborations in their respective 8 TeV results [11, 12].

The search for events containing an on-shell Z boson is interpreted in a model of gauge-mediated supersymmetry breaking, where the Z bosons are produced in decay chains initiated through gluino pair production, and where the branching ratios have been fixed

to 100% to produce the desired topology. Gluino masses below 1.28 TeV for high neutralino masses and 1.03 TeV for low neutralino masses have been excluded, extending the previous exclusion limits derived from a similar analysis at 8 TeV by almost 200 GeV.

The search for an edge is interpreted in a simplified model based on bottom squark pair production, where dilepton mass edges are produced in decay chains containing the two lightest neutralinos and a slepton, where again the branching ratios have been fixed to produce the desired topology. Bottom squark masses below 550 and 620 GeV have been excluded, depending on the  $\tilde{\chi}_2^0$  mass. These limits are similar to previous exclusion limits except for low  $\tilde{\chi}_2^0$  masses where the excluded limits have been extended by about 100 GeV.

## Acknowledgments

We congratulate our colleagues in the CERN accelerator departments for the excellent performance of the LHC and thank the technical and administrative staffs at CERN and at other CMS institutes for their contributions to the success of the CMS effort. In addition, we gratefully acknowledge the computing centers and personnel of the Worldwide LHC Computing Grid for delivering so effectively the computing infrastructure essential to our analyses. Finally, we acknowledge the enduring support for the construction and operation of the LHC and the CMS detector provided by the following funding agencies: BMFWF and FWF (Austria); FNRS and FWO (Belgium); CNPq, CAPES, FAPERJ, and FAPESP (Brazil); MES (Bulgaria); CERN; CAS, MoST, and NSFC (China); COLCIENCIAS (Colombia); MSES and CSF (Croatia); RPF (Cyprus); SENESCYT (Ecuador); MoER, ERC IUT and ERDF (Estonia); Academy of Finland, MEC, and HIP (Finland); CEA and CNRS/IN2P3 (France); BMBF, DFG, and HGF (Germany); GSRT (Greece); OTKA and NIH (Hungary); DAE and DST (India); IPM (Iran); SFI (Ireland); INFN (Italy); MSIP and NRF (Republic of Korea); LAS (Lithuania); MOE and UM (Malaysia); BUAP, CINVESTAV, CONACYT, LNS, SEP, and UASLP-FAI (Mexico); MBIE (New Zealand); PAEC (Pakistan); MSHE and NSC (Poland); FCT (Portugal); JINR (Dubna); MON, RosAtom, RAS and RFBR (Russia); MESTD (Serbia); SEIDI and CPAN (Spain); Swiss Funding Agencies (Switzerland); MST (Taipei); ThEPCenter, IPST, STAR and NSTDA (Thailand); TUBITAK and TAEK (Turkey); NASU and SFFR (Ukraine); STFC (United Kingdom); DOE and NSF (U.S.A.).

Individuals have received support from the Marie-Curie program and the European Research Council and EPLANET (European Union); the Leventis Foundation; the A. P. Sloan Foundation; the Alexander von Humboldt Foundation; the Belgian Federal Science Policy Office; the Fonds pour la Formation à la Recherche dans l'Industrie et dans l'Agriculture (FRIA-Belgium); the Agentschap voor Innovatie door Wetenschap en Technologie (IWT-Belgium); the Ministry of Education, Youth and Sports (MEYS) of the Czech Republic; the Council of Science and Industrial Research, India; the HOMING PLUS program of the Foundation for Polish Science, cofinanced from European Union, Regional Development Fund, the Mobility Plus program of the Ministry of Science and Higher Education, the OPUS program contract 2014/13/B/ST2/02543 and contract Sonata-bis DEC-2012/07/E/ST2/01406 of the National Science Center (Poland); the Thalys and Aristeia

programs cofinanced by EU-ESF and the Greek NSRF; the National Priorities Research Program by Qatar National Research Fund; the Programa Clarín-COFUND del Principado de Asturias; the Rachadapisek Sompot Fund for Postdoctoral Fellowship, Chulalongkorn University and the Chulalongkorn Academic into Its 2nd Century Project Advancement Project (Thailand); and the Welch Foundation, contract C-1845.

**Open Access.** This article is distributed under the terms of the Creative Commons Attribution License ([CC-BY 4.0](https://creativecommons.org/licenses/by/4.0/)), which permits any use, distribution and reproduction in any medium, provided the original author(s) and source are credited.

## References

- [1] P. Ramond, *Dual Theory for Free Fermions*, *Phys. Rev. D* **3** (1971) 2415 [[INSPIRE](#)].
- [2] Yu.A. Golfand and E.P. Likhtman, *Extension of the Algebra of Poincaré Group Generators and Violation of  $p$  Invariance*, *JETP Lett.* **13** (1971) 323 [[INSPIRE](#)].
- [3] A. Neveu and J.H. Schwarz, *Factorizable dual model of pions*, *Nucl. Phys. B* **31** (1971) 86 [[INSPIRE](#)].
- [4] D.V. Volkov and V.P. Akulov, *Possible universal neutrino interaction*, *JETP Lett.* **16** (1972) 438 [[INSPIRE](#)].
- [5] J. Wess and B. Zumino, *A Lagrangian Model Invariant Under Supergauge Transformations*, *Phys. Lett. B* **49** (1974) 52 [[INSPIRE](#)].
- [6] J. Wess and B. Zumino, *Supergauge Transformations in Four-Dimensions*, *Nucl. Phys. B* **70** (1974) 39 [[INSPIRE](#)].
- [7] P. Fayet, *Supergauge Invariant Extension of the Higgs Mechanism and a Model for the electron and Its Neutrino*, *Nucl. Phys. B* **90** (1975) 104 [[INSPIRE](#)].
- [8] H.P. Nilles, *Supersymmetry, Supergravity and Particle Physics*, *Phys. Rept.* **110** (1984) 1 [[INSPIRE](#)].
- [9] G.R. Farrar and P. Fayet, *Phenomenology of the Production, Decay and Detection of New Hadronic States Associated with Supersymmetry*, *Phys. Lett. B* **76** (1978) 575 [[INSPIRE](#)].
- [10] I. Hinchliffe, F.E. Paige, M.D. Shapiro, J. Soderqvist and W. Yao, *Precision SUSY measurements at CERN LHC*, *Phys. Rev. D* **55** (1997) 5520 [[hep-ph/9610544](#)] [[INSPIRE](#)].
- [11] CMS collaboration, *Search for Physics Beyond the Standard Model in Events with Two Leptons, Jets and Missing Transverse Momentum in  $pp$  Collisions at  $\sqrt{s} = 8$  TeV*, *JHEP* **04** (2015) 124 [[arXiv:1502.06031](#)] [[INSPIRE](#)].
- [12] ATLAS collaboration, *Search for supersymmetry in events containing a same-flavour opposite-sign dilepton pair, jets and large missing transverse momentum in  $\sqrt{s} = 8$  TeV  $pp$  collisions with the ATLAS detector*, *Eur. Phys. J. C* **75** (2015) 318 [*Erratum ibid.* **C 75** (2015) 463] [[arXiv:1503.03290](#)] [[INSPIRE](#)].
- [13] CMS collaboration, *The CMS experiment at the CERN LHC, 2008* *JINST* **3** S08004 [[INSPIRE](#)].
- [14] CMS collaboration, *Performance of Electron Reconstruction and Selection with the CMS Detector in Proton-Proton Collisions at  $\sqrt{s} = 8$  TeV, 2015* *JINST* **10** P06005 [[arXiv:1502.02701](#)] [[INSPIRE](#)].

- [15] CMS collaboration, *Particle-Flow Event Reconstruction in CMS and Performance for Jets, Taus and MET*, [CMS-PAS-PFT-09-001](#) (2009).
- [16] CMS collaboration, *Commissioning of the Particle-flow Event Reconstruction with the first LHC collisions recorded in the CMS detector*, [CMS-PAS-PFT-10-001](#) (2010).
- [17] M. Cacciari, G.P. Salam and G. Soyez, *The anti- $k_t$  jet clustering algorithm*, *JHEP* **04** (2008) 063 [[arXiv:0802.1189](#)] [[INSPIRE](#)].
- [18] M. Cacciari, G.P. Salam and G. Soyez, *FastJet User Manual*, *Eur. Phys. J. C* **72** (2012) 1896 [[arXiv:1111.6097](#)] [[INSPIRE](#)].
- [19] M. Cacciari and G.P. Salam, *Dispelling the  $N^3$  myth for the  $k_t$  jet-finder*, *Phys. Lett. B* **641** (2006) 57 [[hep-ph/0512210](#)] [[INSPIRE](#)].
- [20] CMS collaboration, *Determination of Jet Energy Calibration and Transverse Momentum Resolution in CMS*, [2011 JINST 6 P11002](#) [[arXiv:1107.4277](#)] [[INSPIRE](#)].
- [21] M. Cacciari and G.P. Salam, *Pileup subtraction using jet areas*, *Phys. Lett. B* **659** (2008) 119 [[arXiv:0707.1378](#)] [[INSPIRE](#)].
- [22] CMS collaboration, *Identification of  $b$  quark jets at the CMS Experiment in the LHC Run 2*, [CMS-PAS-BTV-15-001](#) (2016).
- [23] J. Alwall et al., *The automated computation of tree-level and next-to-leading order differential cross sections and their matching to parton shower simulations*, *JHEP* **07** (2014) 079 [[arXiv:1405.0301](#)] [[INSPIRE](#)].
- [24] S. Alioli, P. Nason, C. Oleari and E. Re, *NLO single-top production matched with shower in POWHEG:  $s$ - and  $t$ -channel contributions*, *JHEP* **09** (2009) 111 [*Erratum ibid.* **02** (2010) 011] [[arXiv:0907.4076](#)] [[INSPIRE](#)].
- [25] E. Re, *Single-top  $Wt$ -channel production matched with parton showers using the POWHEG method*, *Eur. Phys. J. C* **71** (2011) 1547 [[arXiv:1009.2450](#)] [[INSPIRE](#)].
- [26] R. Gavin, Y. Li, F. Petriello and S. Quackenbush, *FEWZ 2.0: A code for hadronic  $Z$  production at next-to-next-to-leading order*, *Comput. Phys. Commun.* **182** (2011) 2388 [[arXiv:1011.3540](#)] [[INSPIRE](#)].
- [27] R. Gavin, Y. Li, F. Petriello and S. Quackenbush, *W Physics at the LHC with FEWZ 2.1*, *Comput. Phys. Commun.* **184** (2013) 208 [[arXiv:1201.5896](#)] [[INSPIRE](#)].
- [28] M. Czakon and A. Mitov, *Top++: A Program for the Calculation of the Top-Pair Cross-Section at Hadron Colliders*, *Comput. Phys. Commun.* **185** (2014) 2930 [[arXiv:1112.5675](#)] [[INSPIRE](#)].
- [29] C. Borschensky et al., *Squark and gluino production cross sections in  $pp$  collisions at  $\sqrt{s} = 13, 14, 33$  and 100 TeV*, *Eur. Phys. J. C* **74** (2014) 3174 [[arXiv:1407.5066](#)] [[INSPIRE](#)].
- [30] S. Frixione, P. Nason and C. Oleari, *Matching NLO QCD computations with Parton Shower simulations: the POWHEG method*, *JHEP* **11** (2007) 070 [[arXiv:0709.2092](#)] [[INSPIRE](#)].
- [31] T. Sjöstrand, S. Mrenna and P.Z. Skands, *A Brief Introduction to PYTHIA 8.1*, *Comput. Phys. Commun.* **178** (2008) 852 [[arXiv:0710.3820](#)] [[INSPIRE](#)].
- [32] NNPDF collaboration, R.D. Ball et al., *Parton distributions for the LHC Run II*, *JHEP* **04** (2015) 040 [[arXiv:1410.8849](#)] [[INSPIRE](#)].
- [33] GEANT4 collaboration, S. Agostinelli et al., *GEANT4: A simulation toolkit*, *Nucl. Instrum. Meth. A* **506** (2003) 250 [[INSPIRE](#)].

- [34] CMS collaboration, *The fast simulation of the CMS detector at LHC*, *J. Phys. Conf. Ser.* **331** (2011) 032049 [[INSPIRE](#)].
- [35] S.P. Martin, *A supersymmetry primer*, in *Perspectives on Supersymmetry II*, G.L. Kane ed., *Adv. Ser. Direct. High Energy Phys.* **21** (2010) 1 [[hep-ph/9709356](#)] [[INSPIRE](#)].
- [36] T. Junk, *Confidence level computation for combining searches with small statistics*, *Nucl. Instrum. Meth. A* **434** (1999) 435 [[hep-ex/9902006](#)] [[INSPIRE](#)].
- [37] A.L. Read, *Presentation of search results: The  $CL_s$  technique*, *J. Phys. G* **28** (2002) 2693 [[INSPIRE](#)].
- [38] ATLAS, CMS collaborations, *Procedure for the LHC Higgs boson search combination in summer 2011*, [ATL-PHYS-PUB-2011-011](#), [CMS-NOTE-2011-005](#) (2011).
- [39] G. Cowan, K. Cranmer, E. Gross and O. Vitells, *Asymptotic formulae for likelihood-based tests of new physics*, *Eur. Phys. J. C* **71** (2011) 1554 [*Erratum ibid.* **C 73** (2013) 2501] [[arXiv:1007.1727](#)] [[INSPIRE](#)].
- [40] CMS collaboration, *CMS Luminosity Measurement for the 2015 Data Taking Period*, [CMS-PAS-LUM-15-001](#) (2016).

**The CMS collaboration****Yerevan Physics Institute, Yerevan, Armenia**

V. Khachatryan, A.M. Sirunyan, A. Tumasyan

**Institut für Hochenergiephysik der OeAW, Wien, Austria**

W. Adam, E. Asilar, T. Bergauer, J. Brandstetter, E. Brondolin, M. Dragicevic, J. Erö, M. Flechl, M. Friedl, R. Frühwirth<sup>1</sup>, V.M. Ghete, C. Hartl, N. Hörmann, J. Hrubec, M. Jeitler<sup>1</sup>, A. König, I. Krätschmer, D. Liko, T. Matsushita, I. Mikulec, D. Rabady, N. Rad, B. Rahbaran, H. Rohringer, J. Schieck<sup>1</sup>, J. Strauss, W. Treberer-Treberspurg, W. Waltenberger, C.-E. Wulz<sup>1</sup>

**National Centre for Particle and High Energy Physics, Minsk, Belarus**

V. Mossolov, N. Shumeiko, J. Suarez Gonzalez

**Universiteit Antwerpen, Antwerpen, Belgium**

S. Alderweireldt, E.A. De Wolf, X. Janssen, J. Lauwers, M. Van De Klundert, H. Van Haevermaet, P. Van Mechelen, N. Van Remortel, A. Van Spilbeeck

**Vrije Universiteit Brussel, Brussel, Belgium**

S. Abu Zeid, F. Blekman, J. D'Hondt, N. Daci, I. De Bruyn, K. Deroover, N. Heracleous, S. Lowette, S. Moortgat, L. Moreels, A. Olbrechts, Q. Python, S. Tavernier, W. Van Doninck, P. Van Mulders, I. Van Parijs

**Université Libre de Bruxelles, Bruxelles, Belgium**

H. Brun, C. Caillol, B. Clerbaux, G. De Lentdecker, H. Delannoy, G. Fasanella, L. Favart, R. Goldouzian, A. Grebenyuk, G. Karapostoli, T. Lenzi, A. Léonard, J. Luetic, T. Maerschalk, A. Marinov, A. Randle-conde, T. Seva, C. Vander Velde, P. Vanlaer, R. Yonamine, F. Zenoni, F. Zhang<sup>2</sup>

**Ghent University, Ghent, Belgium**

A. Cimmino, T. Cornelis, D. Dobur, A. Fagot, G. Garcia, M. Gul, D. Poyraz, S. Salva, R. Schöfbeck, M. Tytgat, W. Van Driessche, E. Yazgan, N. Zaganidis

**Université Catholique de Louvain, Louvain-la-Neuve, Belgium**

H. Bakhshiansohi, C. Beluffi<sup>3</sup>, O. Bondu, S. Brochet, G. Bruno, A. Caudron, L. Ceard, S. De Visscher, C. Delaere, M. Delcourt, L. Forthomme, B. Francois, A. Giammanco, A. Jafari, P. Jez, M. Komm, V. Lemaître, A. Magitteri, A. Mertens, M. Musich, C. Nuttens, K. Piotrkowski, L. Quertenmont, M. Selvaggi, M. Vidal Marono, S. Wertz

**Université de Mons, Mons, Belgium**

N. Beliy

**Centro Brasileiro de Pesquisas Fisicas, Rio de Janeiro, Brazil**

W.L. Aldá Júnior, F.L. Alves, G.A. Alves, L. Brito, C. Hensel, A. Moraes, M.E. Pol, P. Rebello Teles



**Universidade do Estado do Rio de Janeiro, Rio de Janeiro, Brazil**

E. Belchior Batista Das Chagas, W. Carvalho, J. Chinellato<sup>4</sup>, A. Custódio, E.M. Da Costa, G.G. Da Silveira, D. De Jesus Damiao, C. De Oliveira Martins, S. Fonseca De Souza, L.M. Huertas Guativa, H. Malbouisson, D. Matos Figueiredo, C. Mora Herrera, L. Mundim, H. Nogima, W.L. Prado Da Silva, A. Santoro, A. Sznajder, E.J. Tonelli Manganote<sup>4</sup>, A. Vilela Pereira

**Universidade Estadual Paulista <sup>a</sup>, Universidade Federal do ABC <sup>b</sup>, São Paulo, Brazil**

S. Ahuja<sup>a</sup>, C.A. Bernardes<sup>b</sup>, S. Dogra<sup>a</sup>, T.R. Fernandez Perez Tomei<sup>a</sup>, E.M. Gregores<sup>b</sup>, P.G. Mercadante<sup>b</sup>, C.S. Moon<sup>a</sup>, S.F. Novaes<sup>a</sup>, Sandra S. Padula<sup>a</sup>, D. Romero Abad<sup>b</sup>, J.C. Ruiz Vargas

**Institute for Nuclear Research and Nuclear Energy, Sofia, Bulgaria**

A. Aleksandrov, R. Hadjiiska, P. Iaydjiev, M. Rodozov, S. Stoykova, G. Sultanov, M. Vutova

**University of Sofia, Sofia, Bulgaria**

A. Dimitrov, I. Glushkov, L. Litov, B. Pavlov, P. Petkov

**Beihang University, Beijing, China**

W. Fang<sup>5</sup>

**Institute of High Energy Physics, Beijing, China**

M. Ahmad, J.G. Bian, G.M. Chen, H.S. Chen, M. Chen, Y. Chen<sup>6</sup>, T. Cheng, C.H. Jiang, D. Leggat, Z. Liu, F. Romeo, S.M. Shaheen, A. Spiezia, J. Tao, C. Wang, Z. Wang, H. Zhang, J. Zhao

**State Key Laboratory of Nuclear Physics and Technology, Peking University, Beijing, China**

Y. Ban, Q. Li, S. Liu, Y. Mao, S.J. Qian, D. Wang, Z. Xu

**Universidad de Los Andes, Bogota, Colombia**

C. Avila, A. Cabrera, L.F. Chaparro Sierra, C. Florez, J.P. Gomez, C.F. González Hernández, J.D. Ruiz Alvarez, J.C. Sanabria

**University of Split, Faculty of Electrical Engineering, Mechanical Engineering and Naval Architecture, Split, Croatia**

N. Godinovic, D. Lelas, I. Puljak, P.M. Ribeiro Cipriano

**University of Split, Faculty of Science, Split, Croatia**

Z. Antunovic, M. Kovac

**Institute Rudjer Boskovic, Zagreb, Croatia**

V. Brigljevic, D. Ferencek, K. Kadija, S. Micanovic, L. Sudic

**University of Cyprus, Nicosia, Cyprus**

A. Attikis, G. Mavromanolakis, J. Mousa, C. Nicolaou, F. Ptochos, P.A. Razis, H. Rykaczewski

**Charles University, Prague, Czech Republic**

M. Finger<sup>7</sup>, M. Finger Jr.<sup>7</sup>

**Universidad San Francisco de Quito, Quito, Ecuador**

E. Carrera Jarrin

**Academy of Scientific Research and Technology of the Arab Republic of Egypt,  
Egyptian Network of High Energy Physics, Cairo, Egypt**

Y. Assran<sup>8,9</sup>, T. Elkafrawy<sup>10</sup>, A. Ellithi Kamel<sup>11</sup>, A. Mahrous<sup>12</sup>

**National Institute of Chemical Physics and Biophysics, Tallinn, Estonia**

B. Calpas, M. Kadastik, M. Murumaa, L. Perrini, M. Raidal, A. Tiko, C. Veelken

**Department of Physics, University of Helsinki, Helsinki, Finland**

P. Eerola, J. Pekkanen, M. Voutilainen

**Helsinki Institute of Physics, Helsinki, Finland**

J. Härkönen, V. Karimäki, R. Kinnunen, T. Lampén, K. Lassila-Perini, S. Lehti, T. Lindén,  
P. Luukka, T. Peltola, J. Tuominiemi, E. Tuovinen, L. Wendland

**Lappeenranta University of Technology, Lappeenranta, Finland**

J. Talvitie, T. Tuuva

**DSM/IRFU, CEA/Saclay, Gif-sur-Yvette, France**

M. Besancon, F. Couderc, M. Dejardin, D. Denegri, B. Fabbro, J.L. Faure, C. Favaro,  
F. Ferri, S. Ganjour, S. Ghosh, A. Givernaud, P. Gras, G. Hamel de Monchenault, P. Jarry,  
I. Kucher, E. Locci, M. Machet, J. Malcles, J. Rander, A. Rosowsky, M. Titov, A. Zghiche

**Laboratoire Leprince-Ringuet, Ecole Polytechnique, IN2P3-CNRS, Palaiseau,  
France**

A. Abdulsalam, I. Antropov, S. Baffioni, F. Beaudette, P. Busson, L. Cadamuro,  
E. Chapon, C. Charlot, O. Davignon, R. Granier de Cassagnac, M. Jo, S. Lisniak, P. Miné,  
I.N. Naranjo, M. Nguyen, C. Ochando, G. Ortona, P. Paganini, P. Pigard, S. Regnard,  
R. Salerno, Y. Sirois, T. Strebler, Y. Yilmaz, A. Zabi

**Institut Pluridisciplinaire Hubert Curien, Université de Strasbourg, Univer-  
sité de Haute Alsace Mulhouse, CNRS/IN2P3, Strasbourg, France**

J.-L. Agram<sup>13</sup>, J. Andrea, A. Aubin, D. Bloch, J.-M. Brom, M. Buttignol, E.C. Chabert,  
N. Chanon, C. Collard, E. Conte<sup>13</sup>, X. Coubez, J.-C. Fontaine<sup>13</sup>, D. Gelé, U. Goerlach,  
A.-C. Le Bihan, J.A. Merlin<sup>14</sup>, K. Skovpen, P. Van Hove

**Centre de Calcul de l'Institut National de Physique Nucleaire et de Physique  
des Particules, CNRS/IN2P3, Villeurbanne, France**

S. Gadrat

**Université de Lyon, Université Claude Bernard Lyon 1, CNRS-IN2P3, Institut  
de Physique Nucléaire de Lyon, Villeurbanne, France**

S. Beauceron, C. Bernet, G. Boudoul, E. Bouvier, C.A. Carrillo Montoya, R. Chierici,  
D. Contardo, B. Courbon, P. Depasse, H. El Mamouni, J. Fan, J. Fay, S. Gascon,

M. Gouzevitch, G. Grenier, B. Ille, F. Lagarde, I.B. Laktineh, M. Lethuillier, L. Mirabito, A.L. Pequegnot, S. Perries, A. Popov<sup>15</sup>, D. Sabes, V. Sordini, M. Vander Donckt, P. Verdier, S. Viret

**Georgian Technical University, Tbilisi, Georgia**

T. Toriashvili<sup>16</sup>

**Tbilisi State University, Tbilisi, Georgia**

Z. Tsamalaidze<sup>7</sup>

**RWTH Aachen University, I. Physikalisches Institut, Aachen, Germany**

C. Autermann, S. Beranek, L. Feld, A. Heister, M.K. Kiesel, K. Klein, M. Lipinski, A. Ostapchuk, M. Preuten, F. Raupach, S. Schael, C. Schomakers, J.F. Schulte, J. Schulz, T. Verlage, H. Weber, V. Zhukov<sup>15</sup>

**RWTH Aachen University, III. Physikalisches Institut A, Aachen, Germany**

M. Brodski, E. Dietz-Laursonn, D. Duchardt, M. Endres, M. Erdmann, S. Erdweg, T. Esch, R. Fischer, A. Güth, T. Hebbeker, C. Heidemann, K. Hoepfner, S. Knutzen, M. Merschmeyer, A. Meyer, P. Millet, S. Mukherjee, M. Olschewski, K. Padeken, P. Papacz, T. Pook, M. Radziej, H. Reithler, M. Rieger, F. Scheuch, L. Sonnenschein, D. Teyssier, S. Thüer

**RWTH Aachen University, III. Physikalisches Institut B, Aachen, Germany**

V. Cherepanov, Y. Erdogan, G. Flügge, W. Haj Ahmad, F. Hoehle, B. Kargoll, T. Kress, A. Künsken, J. Lingemann, A. Nehr Korn, A. Nowack, I.M. Nugent, C. Pistone, O. Pooth, A. Stahl<sup>14</sup>

**Deutsches Elektronen-Synchrotron, Hamburg, Germany**

M. Aldaya Martin, C. Asawatangtrakuldee, I. Asin, K. Beernaert, O. Behnke, U. Behrens, A.A. Bin Anuar, K. Borras<sup>17</sup>, A. Campbell, P. Connor, C. Contreras-Campana, F. Costanza, C. Diez Pardos, G. Dolinska, G. Eckerlin, D. Eckstein, E. Gallo<sup>18</sup>, J. Garay Garcia, A. Geiser, A. Gizhko, J.M. Grados Luyando, P. Gunnellini, A. Harb, J. Hauk, M. Hempel<sup>19</sup>, H. Jung, A. Kalogeropoulos, O. Karacheban<sup>19</sup>, M. Kasemann, J. Keaveney, J. Kieseler, C. Kleinwort, I. Korol, W. Lange, A. Lelek, J. Leonard, K. Lipka, A. Lobanov, W. Lohmann<sup>19</sup>, R. Mankel, I.-A. Melzer-Pellmann, A.B. Meyer, G. Mittag, J. Mnich, A. Mussgiller, E. Ntomari, D. Pitzl, R. Placakyte, A. Raspereza, B. Roland, M.Ö. Sahin, P. Saxena, T. Schoerner-Sadenius, C. Seitz, S. Spannagel, N. Stefaniuk, K.D. Trippkewitz, G.P. Van Onsem, R. Walsh, C. Wissing

**University of Hamburg, Hamburg, Germany**

V. Blobel, M. Centis Vignali, A.R. Draeger, T. Dreyer, E. Garutti, K. Goebel, D. Gonzalez, J. Haller, M. Hoffmann, A. Junkes, R. Klanner, R. Kogler, N. Kovalchuk, T. Lapsien, T. Lenz, I. Marchesini, D. Marconi, M. Meyer, M. Niedziela, D. Nowatschin, J. Ott, F. Pantaleo<sup>14</sup>, T. Peiffer, A. Perieanu, J. Poehlsen, C. Sander, C. Scharf, P. Schleper, A. Schmidt, S. Schumann, J. Schwandt, H. Stadie, G. Steinbrück, F.M. Stober, M. Stöver, H. Tholen, D. Troendle, E. Usai, L. Vanelderen, A. Vanhoefer, B. Vormwald

**Institut für Experimentelle Kernphysik, Karlsruhe, Germany**

C. Barth, C. Baus, J. Berger, E. Butz, T. Chwalek, F. Colombo, W. De Boer, A. Dierlamm, S. Fink, R. Friese, M. Giffels, A. Gilbert, D. Haitz, F. Hartmann<sup>14</sup>, S.M. Heindl, U. Husemann, I. Katkov<sup>15</sup>, P. Lobelle Pardo, B. Maier, H. Mildner, M.U. Mozer, T. Müller, Th. Müller, M. Plagge, G. Quast, K. Rabbertz, S. Röcker, F. Roscher, M. Schröder, G. Sieber, H.J. Simonis, R. Ulrich, J. Wagner-Kuhr, S. Wayand, M. Weber, T. Weiler, S. Williamson, C. Wöhrmann, R. Wolf

**Institute of Nuclear and Particle Physics (INPP), NCSR Demokritos, Aghia Paraskevi, Greece**

G. Anagnostou, G. Daskalakis, T. Gerasis, V.A. Giakoumopoulou, A. Kyriakis, D. Loukas, I. Topsis-Giotis

**National and Kapodistrian University of Athens, Athens, Greece**

A. Agapitos, S. Kesisoglou, A. Panagiotou, N. Saoulidou, E. Tziaferi

**University of Ioánnina, Ioánnina, Greece**

I. Evangelou, G. Flouris, C. Foudas, P. Kokkas, N. Loukas, N. Manthos, I. Papadopoulos, E. Paradass

**MTA-ELTE Lendület CMS Particle and Nuclear Physics Group, Eötvös Loránd University**

N. Filipovic

**Wigner Research Centre for Physics, Budapest, Hungary**

G. Bencze, C. Hajdu, P. Hidas, D. Horvath<sup>20</sup>, F. Sikler, V. Veszpremi, G. Vesztergombi<sup>21</sup>, A.J. Zsigmond

**Institute of Nuclear Research ATOMKI, Debrecen, Hungary**

N. Beni, S. Czellar, J. Karancsi<sup>22</sup>, A. Makovec, J. Molnar, Z. Szillasi

**University of Debrecen, Debrecen, Hungary**

M. Bartók<sup>21</sup>, P. Raics, Z.L. Trocsanyi, B. Ujvari

**National Institute of Science Education and Research, Bhubaneswar, India**

S. Bahinipati, S. Choudhury<sup>23</sup>, P. Mal, K. Mandal, A. Nayak<sup>24</sup>, D.K. Sahoo, N. Sahoo, S.K. Swain

**Panjab University, Chandigarh, India**

S. Bansal, S.B. Beri, V. Bhatnagar, R. Chawla, U.Bhawandeep, A.K. Kalsi, A. Kaur, M. Kaur, R. Kumar, A. Mehta, M. Mittal, J.B. Singh, G. Walia

**University of Delhi, Delhi, India**

Ashok Kumar, A. Bhardwaj, B.C. Choudhary, R.B. Garg, S. Keshri, A. Kumar, S. Malhotra, M. Naimuddin, N. Nishu, K. Ranjan, R. Sharma, V. Sharma

**Saha Institute of Nuclear Physics, Kolkata, India**

R. Bhattacharya, S. Bhattacharya, K. Chatterjee, S. Dey, S. Dutt, S. Dutta, S. Ghosh, N. Majumdar, A. Modak, K. Mondal, S. Mukhopadhyay, S. Nandan, A. Purohit, A. Roy, D. Roy, S. Roy Chowdhury, S. Sarkar, M. Sharan, S. Thakur

**Indian Institute of Technology Madras, Madras, India**

P.K. Behera

**Bhabha Atomic Research Centre, Mumbai, India**

R. Chudasama, D. Dutta, V. Jha, V. Kumar, A.K. Mohanty<sup>14</sup>, P.K. Netrakanti, L.M. Pant, P. Shukla, A. Topkar

**Tata Institute of Fundamental Research-A, Mumbai, India**

T. Aziz, S. Dugad, G. Kole, B. Mahakud, S. Mitra, G.B. Mohanty, N. Sur, B. Sutar

**Tata Institute of Fundamental Research-B, Mumbai, India**

S. Banerjee, S. Bhowmik<sup>25</sup>, R.K. Dewanjee, S. Ganguly, M. Guchait, Sa. Jain, S. Kumar, M. Maity<sup>25</sup>, G. Majumder, K. Mazumdar, B. Parida, T. Sarkar<sup>25</sup>, N. Wickramage<sup>26</sup>

**Indian Institute of Science Education and Research (IISER), Pune, India**

S. Chauhan, S. Dube, A. Kapoor, K. Kothekar, A. Rane, S. Sharma

**Institute for Research in Fundamental Sciences (IPM), Tehran, Iran**

H. Behnamian, S. Chenarani<sup>27</sup>, E. Eskandari Tadavani, S.M. Etesami<sup>27</sup>, A. Fahim<sup>28</sup>, M. Khakzad, M. Mohammadi Najafabadi, M. Naseri, S. Paktinat Mehdiabadi, F. Rezaei Hosseinabadi, B. Safarzadeh<sup>29</sup>, M. Zeinali

**University College Dublin, Dublin, Ireland**

M. Felcini, M. Grunewald

**INFN Sezione di Bari <sup>a</sup>, Università di Bari <sup>b</sup>, Politecnico di Bari <sup>c</sup>, Bari, Italy**

M. Abbrescia<sup>a,b</sup>, C. Calabria<sup>a,b</sup>, C. Caputo<sup>a,b</sup>, A. Colaleo<sup>a</sup>, D. Creanza<sup>a,c</sup>, L. Cristella<sup>a,b</sup>, N. De Filippis<sup>a,c</sup>, M. De Palma<sup>a,b</sup>, L. Fiore<sup>a</sup>, G. Iaselli<sup>a,c</sup>, G. Maggi<sup>a,c</sup>, M. Maggi<sup>a</sup>, G. Miniello<sup>a,b</sup>, S. My<sup>a,b</sup>, S. Nuzzo<sup>a,b</sup>, A. Pompili<sup>a,b</sup>, G. Pugliese<sup>a,c</sup>, R. Radogna<sup>a,b</sup>, A. Ranieri<sup>a</sup>, G. Selvaggi<sup>a,b</sup>, L. Silvestris<sup>a,14</sup>, R. Venditti<sup>a,b</sup>, P. Verwilligen<sup>a</sup>

**INFN Sezione di Bologna <sup>a</sup>, Università di Bologna <sup>b</sup>, Bologna, Italy**

G. Abbiendi<sup>a</sup>, C. Battilana, D. Bonacorsi<sup>a,b</sup>, S. Braibant-Giacomelli<sup>a,b</sup>, L. Brigliadori<sup>a,b</sup>, R. Campanini<sup>a,b</sup>, P. Capiluppi<sup>a,b</sup>, A. Castro<sup>a,b</sup>, F.R. Cavallo<sup>a</sup>, S.S. Chhibra<sup>a,b</sup>, G. Codispoti<sup>a,b</sup>, M. Cuffiani<sup>a,b</sup>, G.M. Dallavalle<sup>a</sup>, F. Fabbri<sup>a</sup>, A. Fanfani<sup>a,b</sup>, D. Fasanella<sup>a,b</sup>, P. Giacomelli<sup>a</sup>, C. Grandi<sup>a</sup>, L. Guiducci<sup>a,b</sup>, S. Marcellini<sup>a</sup>, G. Masetti<sup>a</sup>, A. Montanari<sup>a</sup>, F.L. Navarria<sup>a,b</sup>, A. Perrotta<sup>a</sup>, A.M. Rossi<sup>a,b</sup>, T. Rovelli<sup>a,b</sup>, G.P. Siroli<sup>a,b</sup>, N. Tosi<sup>a,b,14</sup>

**INFN Sezione di Catania <sup>a</sup>, Università di Catania <sup>b</sup>, Catania, Italy**

S. Albergo<sup>a,b</sup>, M. Chiorboli<sup>a,b</sup>, S. Costa<sup>a,b</sup>, A. Di Mattia<sup>a</sup>, F. Giordano<sup>a,b</sup>, R. Potenza<sup>a,b</sup>, A. Tricomi<sup>a,b</sup>, C. Tuve<sup>a,b</sup>

**INFN Sezione di Firenze <sup>a</sup>, Università di Firenze <sup>b</sup>, Firenze, Italy**

G. Barbagli<sup>a</sup>, V. Ciulli<sup>a,b</sup>, C. Civinini<sup>a</sup>, R. D'Alessandro<sup>a,b</sup>, E. Focardi<sup>a,b</sup>, V. Gori<sup>a,b</sup>, P. Lenzi<sup>a,b</sup>, M. Meschini<sup>a</sup>, S. Paoletti<sup>a</sup>, G. Sguazzoni<sup>a</sup>, L. Viliani<sup>a,b,14</sup>

**INFN Laboratori Nazionali di Frascati, Frascati, Italy**

L. Benussi, S. Bianco, F. Fabbri, D. Piccolo, F. Primavera<sup>14</sup>

**INFN Sezione di Genova <sup>a</sup>, Università di Genova <sup>b</sup>, Genova, Italy**

V. Calvelli<sup>a,b</sup>, F. Ferro<sup>a</sup>, M. Lo Vetere<sup>a,b</sup>, M.R. Monge<sup>a,b</sup>, E. Robutti<sup>a</sup>, S. Tosi<sup>a,b</sup>

**INFN Sezione di Milano-Bicocca <sup>a</sup>, Università di Milano-Bicocca <sup>b</sup>, Milano, Italy**

L. Brianza, M.E. Dinardo<sup>a,b</sup>, S. Fiorendi<sup>a,b</sup>, S. Gennai<sup>a</sup>, A. Ghezzi<sup>a,b</sup>, P. Govoni<sup>a,b</sup>, S. Malvezzi<sup>a</sup>, R.A. Manzoni<sup>a,b,14</sup>, B. Marzocchi<sup>a,b</sup>, D. Menasce<sup>a</sup>, L. Moroni<sup>a</sup>, M. Paganoni<sup>a,b</sup>, D. Pedrini<sup>a</sup>, S. Pigazzini, S. Ragazzi<sup>a,b</sup>, T. Tabarelli de Fatis<sup>a,b</sup>

**INFN Sezione di Napoli <sup>a</sup>, Università di Napoli 'Federico II' <sup>b</sup>, Napoli, Italy, Università della Basilicata <sup>c</sup>, Potenza, Italy, Università G. Marconi <sup>d</sup>, Roma, Italy**

S. Buontempo<sup>a</sup>, N. Cavallo<sup>a,c</sup>, G. De Nardo, S. Di Guida<sup>a,d,14</sup>, M. Esposito<sup>a,b</sup>, F. Fabozzi<sup>a,c</sup>, A.O.M. Iorio<sup>a,b</sup>, G. Lanza<sup>a</sup>, L. Lista<sup>a</sup>, S. Meola<sup>a,d,14</sup>, P. Paolucci<sup>a,14</sup>, C. Sciacca<sup>a,b</sup>, F. Thyssen

**INFN Sezione di Padova <sup>a</sup>, Università di Padova <sup>b</sup>, Padova, Italy, Università di Trento <sup>c</sup>, Trento, Italy**

P. Azzi<sup>a,14</sup>, N. Bacchetta<sup>a</sup>, L. Benato<sup>a,b</sup>, D. Bisello<sup>a,b</sup>, A. Boletti<sup>a,b</sup>, R. Carlin<sup>a,b</sup>, A. Carvalho Antunes De Oliveira<sup>a,b</sup>, P. Checchia<sup>a</sup>, M. Dall'Osso<sup>a,b</sup>, P. De Castro Manzano<sup>a</sup>, T. Dorigo<sup>a</sup>, U. Dosselli<sup>a</sup>, F. Gasparini<sup>a,b</sup>, U. Gasparini<sup>a,b</sup>, A. Gozzelino<sup>a</sup>, S. Lacaprara<sup>a</sup>, M. Margoni<sup>a,b</sup>, A.T. Meneguzzo<sup>a,b</sup>, J. Pazzini<sup>a,b,14</sup>, N. Pozzobon<sup>a,b</sup>, P. Ronchese<sup>a,b</sup>, F. Simonetto<sup>a,b</sup>, E. Torassa<sup>a</sup>, M. Zanetti, P. Zotto<sup>a,b</sup>, A. Zucchetta<sup>a,b</sup>, G. Zumerle<sup>a,b</sup>

**INFN Sezione di Pavia <sup>a</sup>, Università di Pavia <sup>b</sup>, Pavia, Italy**

A. Braghieri<sup>a</sup>, A. Magnani<sup>a,b</sup>, P. Montagna<sup>a,b</sup>, S.P. Ratti<sup>a,b</sup>, V. Re<sup>a</sup>, C. Riccardi<sup>a,b</sup>, P. Salvini<sup>a</sup>, I. Vai<sup>a,b</sup>, P. Vitulo<sup>a,b</sup>

**INFN Sezione di Perugia <sup>a</sup>, Università di Perugia <sup>b</sup>, Perugia, Italy**

L. Alunni Solestizi<sup>a,b</sup>, G.M. Bilei<sup>a</sup>, D. Ciangottini<sup>a,b</sup>, L. Fanò<sup>a,b</sup>, P. Lariccia<sup>a,b</sup>, R. Leonardi<sup>a,b</sup>, G. Mantovani<sup>a,b</sup>, M. Menichelli<sup>a</sup>, A. Saha<sup>a</sup>, A. Santocchia<sup>a,b</sup>

**INFN Sezione di Pisa <sup>a</sup>, Università di Pisa <sup>b</sup>, Scuola Normale Superiore di Pisa <sup>c</sup>, Pisa, Italy**

K. Androsov<sup>a,30</sup>, P. Azzurri<sup>a,14</sup>, G. Bagliesi<sup>a</sup>, J. Bernardini<sup>a</sup>, T. Boccali<sup>a</sup>, R. Castaldi<sup>a</sup>, M.A. Ciocci<sup>a,30</sup>, R. Dell'Orso<sup>a</sup>, S. Donato<sup>a,c</sup>, G. Fedi, A. Giassi<sup>a</sup>, M.T. Grippo<sup>a,30</sup>, F. Ligabue<sup>a,c</sup>, T. Lomtadze<sup>a</sup>, L. Martina<sup>a,b</sup>, A. Messineo<sup>a,b</sup>, F. Palla<sup>a</sup>, A. Rizzi<sup>a,b</sup>, A. Savoy-Navarro<sup>a,31</sup>, P. Spagnolo<sup>a</sup>, R. Tenchini<sup>a</sup>, G. Tonelli<sup>a,b</sup>, A. Venturi<sup>a</sup>, P.G. Verdini<sup>a</sup>

**INFN Sezione di Roma <sup>a</sup>, Università di Roma <sup>b</sup>, Roma, Italy**

L. Barone<sup>a,b</sup>, F. Cavallari<sup>a</sup>, M. Cipriani<sup>a,b</sup>, G. D'imperio<sup>a,b,14</sup>, D. Del Re<sup>a,b,14</sup>, M. Diemoz<sup>a</sup>, S. Gelli<sup>a,b</sup>, C. Jorda<sup>a</sup>, E. Longo<sup>a,b</sup>, F. Margaroli<sup>a,b</sup>, P. Meridiani<sup>a</sup>, G. Organtini<sup>a,b</sup>, R. Paramatti<sup>a</sup>, F. Preiato<sup>a,b</sup>, S. Rahatlou<sup>a,b</sup>, C. Rovelli<sup>a</sup>, F. Santanastasio<sup>a,b</sup>

**INFN Sezione di Torino <sup>a</sup>, Università di Torino <sup>b</sup>, Torino, Italy, Università del Piemonte Orientale <sup>c</sup>, Novara, Italy**

N. Amapane<sup>a,b</sup>, R. Arcidiacono<sup>a,c,14</sup>, S. Argiro<sup>a,b</sup>, M. Arneodo<sup>a,c</sup>, N. Bartosik<sup>a</sup>, R. Bellan<sup>a,b</sup>, C. Biino<sup>a</sup>, N. Cartiglia<sup>a</sup>, F. Cenna<sup>a,b</sup>, M. Costa<sup>a,b</sup>, R. Covarelli<sup>a,b</sup>, A. Degano<sup>a,b</sup>, N. Demaria<sup>a</sup>, L. Finco<sup>a,b</sup>, B. Kiani<sup>a,b</sup>, C. Mariotti<sup>a</sup>, S. Maselli<sup>a</sup>, E. Migliore<sup>a,b</sup>, V. Monaco<sup>a,b</sup>, E. Monteil<sup>a,b</sup>, M.M. Obertino<sup>a,b</sup>, L. Pacher<sup>a,b</sup>, N. Pastrone<sup>a</sup>, M. Pelliccioni<sup>a</sup>, G.L. Pinna Angioni<sup>a,b</sup>, F. Ravera<sup>a,b</sup>, A. Romero<sup>a,b</sup>, M. Ruspa<sup>a,c</sup>, R. Sacchi<sup>a,b</sup>, K. Shchelina<sup>a,b</sup>, V. Sola<sup>a</sup>, A. Solano<sup>a,b</sup>, A. Staiano<sup>a</sup>, P. Traczyk<sup>a,b</sup>

**INFN Sezione di Trieste <sup>a</sup>, Università di Trieste <sup>b</sup>, Trieste, Italy**

S. Belforte<sup>a</sup>, M. Casarsa<sup>a</sup>, F. Cossutti<sup>a</sup>, G. Della Ricca<sup>a,b</sup>, C. La Licata<sup>a,b</sup>, A. Schizzi<sup>a,b</sup>, A. Zanetti<sup>a</sup>

**Kyungpook National University, Daegu, Korea**

D.H. Kim, G.N. Kim, M.S. Kim, S. Lee, S.W. Lee, Y.D. Oh, S. Sekmen, D.C. Son, Y.C. Yang

**Chonbuk National University, Jeonju, Korea**

A. Lee

**Hanyang University, Seoul, Korea**

J.A. Brochero Cifuentes, T.J. Kim

**Korea University, Seoul, Korea**

S. Cho, S. Choi, Y. Go, D. Gyun, S. Ha, B. Hong, Y. Jo, Y. Kim, B. Lee, K. Lee, K.S. Lee, S. Lee, J. Lim, S.K. Park, Y. Roh

**Seoul National University, Seoul, Korea**

J. Almond, J. Kim, S.B. Oh, S.h. Seo, U.K. Yang, H.D. Yoo, G.B. Yu

**University of Seoul, Seoul, Korea**

M. Choi, H. Kim, H. Kim, J.H. Kim, J.S.H. Lee, I.C. Park, G. Ryu, M.S. Ryu

**Sungkyunkwan University, Suwon, Korea**

Y. Choi, J. Goh, C. Hwang, J. Lee, I. Yu

**Vilnius University, Vilnius, Lithuania**

V. Dudenas, A. Juodagalvis, J. Vaitkus

**National Centre for Particle Physics, Universiti Malaya, Kuala Lumpur, Malaysia**

I. Ahmed, Z.A. Ibrahim, J.R. Komaragiri, M.A.B. Md Ali<sup>32</sup>, F. Mohamad Idris<sup>33</sup>, W.A.T. Wan Abdullah, M.N. Yusli, Z. Zolkapli

**Centro de Investigacion y de Estudios Avanzados del IPN, Mexico City, Mexico**

H. Castilla-Valdez, E. De La Cruz-Burelo, I. Heredia-De La Cruz<sup>34</sup>, A. Hernandez-Almada, R. Lopez-Fernandez, J. Mejia Guisao, A. Sanchez-Hernandez

**Universidad Iberoamericana, Mexico City, Mexico**

S. Carrillo Moreno, C. Oropeza Barrera, F. Vazquez Valencia

**Benemerita Universidad Autonoma de Puebla, Puebla, Mexico**

S. Carpinteyro, I. Pedraza, H.A. Salazar Ibarquen, C. Uribe Estrada

**Universidad Autónoma de San Luis Potosí, San Luis Potosí, Mexico**

A. Morelos Pineda

**University of Auckland, Auckland, New Zealand**

D. Krofcheck

**University of Canterbury, Christchurch, New Zealand**

P.H. Butler

**National Centre for Physics, Quaid-I-Azam University, Islamabad, Pakistan**

A. Ahmad, M. Ahmad, Q. Hassan, H.R. Hoorani, W.A. Khan, M.A. Shah, M. Shoaib, M. Waqas

**National Centre for Nuclear Research, Swierk, Poland**

H. Bialkowska, M. Bluj, B. Boimska, T. Frueboes, M. Górski, M. Kazana, K. Nawrocki, K. Romanowska-Rybinska, M. Szleper, P. Zalewski

**Institute of Experimental Physics, Faculty of Physics, University of Warsaw, Warsaw, Poland**

K. Bunkowski, A. Byszuk<sup>35</sup>, K. Doroba, A. Kalinowski, M. Konecki, J. Krolikowski, M. Misiura, M. Olszewski, M. Walczak

**Laboratório de Instrumentação e Física Experimental de Partículas, Lisboa, Portugal**

P. Bargassa, C. Beirão Da Cruz E Silva, A. Di Francesco, P. Faccioli, P.G. Ferreira Parracho, M. Gallinaro, J. Hollar, N. Leonardo, L. Lloret Iglesias, M.V. Nemallapudi, J. Rodrigues Antunes, J. Seixas, O. Toldaiev, D. Vadrucio, J. Varela, P. Vischia

**Joint Institute for Nuclear Research, Dubna, Russia**

S. Afanasiev, P. Bunin, M. Gavrilenko, I. Golutvin, I. Gorbunov, A. Kamenev, V. Karjavin, A. Lanev, A. Malakhov, V. Matveev<sup>36,37</sup>, P. Moisev, V. Palichik, V. Perelygin, S. Shmatov, S. Shulha, N. Skatchkov, V. Smirnov, N. Voytishin, A. Zarubin

**Petersburg Nuclear Physics Institute, Gatchina (St. Petersburg), Russia**

L. Chtchipounov, V. Golovtsov, Y. Ivanov, V. Kim<sup>38</sup>, E. Kuznetsova<sup>39</sup>, V. Murzin, V. Oreshkin, V. Sulimov, A. Vorobyev

**Institute for Nuclear Research, Moscow, Russia**

Yu. Andreev, A. Dermenev, S. Gninenko, N. Golubev, A. Karneyev, M. Kirsanov, N. Krasnikov, A. Pashenkov, D. Tlisov, A. Toropin



**Institute for Theoretical and Experimental Physics, Moscow, Russia**

V. Epshteyn, V. Gavrilov, N. Lychkovskaya, V. Popov, I. Pozdnyakov, G. Safronov, A. Spiridonov, M. Toms, E. Vlasov, A. Zhokin

**National Research Nuclear University 'Moscow Engineering Physics Institute' (MEPhI), Moscow, Russia**

R. Chistov<sup>40</sup>, V. Rusinov, E. Tarkovskii

**P.N. Lebedev Physical Institute, Moscow, Russia**

V. Andreev, M. Azarkin<sup>37</sup>, I. Dremin<sup>37</sup>, M. Kirakosyan, A. Leonidov<sup>37</sup>, S.V. Rusakov, A. Terkulov

**Skobeltsyn Institute of Nuclear Physics, Lomonosov Moscow State University, Moscow, Russia**

A. Baskakov, A. Belyaev, E. Boos, M. Dubinin<sup>41</sup>, L. Dudko, A. Ershov, A. Gribushin, V. Klyukhin, O. Kodolova, I. Lokhtin, I. Miagkov, S. Obraztsov, S. Petrushanko, V. Savrin, A. Snigirev

**State Research Center of Russian Federation, Institute for High Energy Physics, Protvino, Russia**

I. Azhgirey, I. Bayshev, S. Bitiukov, D. Elumakhov, V. Kachanov, A. Kalinin, D. Konstantinov, V. Krychkine, V. Petrov, R. Ryutin, A. Sobol, S. Troshin, N. Tyurin, A. Uzunian, A. Volkov

**University of Belgrade, Faculty of Physics and Vinca Institute of Nuclear Sciences, Belgrade, Serbia**

P. Adzic<sup>42</sup>, P. Cirkovic, D. Devetak, J. Milosevic, V. Rekoic

**Centro de Investigaciones Energéticas Medioambientales y Tecnológicas (CIEMAT), Madrid, Spain**

J. Alcaraz Maestre, E. Calvo, M. Cerrada, M. Chamizo Llatas, N. Colino, B. De La Cruz, A. Delgado Peris, A. Escalante Del Valle, C. Fernandez Bedoya, J.P. Fernández Ramos, J. Flix, M.C. Fouz, P. Garcia-Abia, O. Gonzalez Lopez, S. Goy Lopez, J.M. Hernandez, M.I. Josa, E. Navarro De Martino, A. Pérez-Calero Yzquierdo, J. Puerta Pelayo, A. Quintario Olmeda, I. Redondo, L. Romero, M.S. Soares

**Universidad Autónoma de Madrid, Madrid, Spain**

J.F. de Trocóniz, M. Missiroli, D. Moran

**Universidad de Oviedo, Oviedo, Spain**

J. Cuevas, J. Fernandez Menendez, I. Gonzalez Caballero, J.R. González Fernández, E. Palencia Cortezon, S. Sanchez Cruz, I. Suárez Andrés, J.M. Vizán Garcia

**Instituto de Física de Cantabria (IFCA), CSIC-Universidad de Cantabria, Santander, Spain**

I.J. Cabrillo, A. Calderon, J.R. Castiñeiras De Saa, E. Curras, M. Fernandez, J. Garcia-Ferrero, G. Gomez, A. Lopez Virto, J. Marco, C. Martinez Rivero, F. Matorras, J. Piedra

Gomez, T. Rodrigo, A. Ruiz-Jimeno, L. Scodellaro, N. Trevisani, I. Vila, R. Vilar Cortabitarte

**CERN, European Organization for Nuclear Research, Geneva, Switzerland**

D. Abbaneo, E. Auffray, G. Auzinger, M. Bachtis, P. Baillon, A.H. Ball, D. Barney, P. Bloch, A. Bocci, A. Bonato, C. Botta, T. Camporesi, R. Castello, M. Cepeda, G. Cerninara, M. D'Alfonso, D. d'Enterria, A. Dabrowski, V. Daponte, A. David, M. De Gruttola, F. De Guio, A. De Roeck, E. Di Marco<sup>43</sup>, M. Dobson, M. Dordevic, B. Dorney, T. du Pree, D. Duggan, M. Dünser, N. Dupont, A. Elliott-Peisert, S. Fartoukh, G. Franzoni, J. Fulcher, W. Funk, D. Gigi, K. Gill, M. Girone, F. Glege, D. Gulhan, S. Gundacker, M. Guthoff, J. Hammer, P. Harris, J. Hegeman, V. Innocente, P. Janot, H. Kirschenmann, V. Knünz, A. Kornmayer<sup>14</sup>, M.J. Kortelainen, K. Kousouris, M. Krammer<sup>1</sup>, P. Lecoq, C. Lourenço, M.T. Lucchini, L. Malgeri, M. Mannelli, A. Martelli, F. Meijers, S. Mersi, E. Meschi, F. Moortgat, S. Morovic, M. Mulders, H. Neugebauer, S. Orfanelli<sup>44</sup>, L. Orsini, L. Pape, E. Perez, M. Peruzzi, A. Petrilli, G. Petrucciani, A. Pfeiffer, M. Pierini, A. Racz, T. Reis, G. Rolandi<sup>45</sup>, M. Rovere, M. Ruan, H. Sakulin, J.B. Sauvan, C. Schäfer, C. Schwick, M. Seidel, A. Sharma, P. Silva, M. Simon, P. Sphicas<sup>46</sup>, J. Steggemann, M. Stoye, Y. Takahashi, M. Tosi, D. Treille, A. Triossi, A. Tsirou, V. Veckalns<sup>47</sup>, G.I. Veres<sup>21</sup>, N. Wardle, A. Zagozdzińska<sup>35</sup>, W.D. Zeuner

**Paul Scherrer Institut, Villigen, Switzerland**

W. Bertl, K. Deiters, W. Erdmann, R. Horisberger, Q. Ingram, H.C. Kaestli, D. Kotlinski, U. Langenegger, T. Rohe

**Institute for Particle Physics, ETH Zurich, Zurich, Switzerland**

F. Bachmair, L. Bäni, L. Bianchini, B. Casal, G. Dissertori, M. Dittmar, M. Donegà, P. Eller, C. Grab, C. Heidegger, D. Hits, J. Hoss, G. Kasieczka, P. Lecomte<sup>†</sup>, W. Lustermann, B. Mangano, M. Marionneau, P. Martinez Ruiz del Arbol, M. Masciovecchio, M.T. Meinhard, D. Meister, F. Micheli, P. Musella, F. Nessi-Tedaldi, F. Pandolfi, J. Pata, F. Pauss, G. Perrin, L. Perrozzi, M. Quittnat, M. Rossini, M. Schönenberger, A. Starodumov<sup>48</sup>, M. Takahashi, V.R. Tavolaro, K. Theofilatos, R. Wallny

**Universität Zürich, Zurich, Switzerland**

T.K. Aarrestad, C. AMSler<sup>49</sup>, L. Caminada, M.F. Canelli, V. Chiochia, A. De Cosa, C. Galloni, A. Hinzmann, T. Hreus, B. Kilminster, C. Lange, J. Ngadiuba, D. Pinna, G. Rauco, P. Robmann, D. Salerno, Y. Yang

**National Central University, Chung-Li, Taiwan**

V. Candelise, T.H. Doan, Sh. Jain, R. Khurana, M. Konyushikhin, C.M. Kuo, W. Lin, Y.J. Lu, A. Pozdnyakov, S.S. Yu

**National Taiwan University (NTU), Taipei, Taiwan**

Arun Kumar, P. Chang, Y.H. Chang, Y.W. Chang, Y. Chao, K.F. Chen, P.H. Chen, C. Dietz, F. Fiori, W.-S. Hou, Y. Hsiung, Y.F. Liu, R.-S. Lu, M. Miñano Moya, E. Paganis, A. Psallidas, J.f. Tsai, Y.M. Tzeng

**Chulalongkorn University, Faculty of Science, Department of Physics, Bangkok, Thailand**

B. Asavapibhop, G. Singh, N. Srimanobhas, N. Suwonjandee

**Cukurova University, Adana, Turkey**

A. Adiguzel, S. Cerci<sup>50</sup>, S. Damarseckin, Z.S. Demiroglu, C. Dozen, I. Dumanoglu, S. Girgis, G. Gokbulut, Y. Guler, E. Gurpinar, I. Hos, E.E. Kangal<sup>51</sup>, O. Kara, A. Kayis Topaksu, U. Kiminsu, M. Oglakci, G. Onengut<sup>52</sup>, K. Ozdemir<sup>53</sup>, D. Sunar Cerci<sup>50</sup>, B. Tali<sup>50</sup>, S. Turkcapar, I.S. Zorbakir, C. Zorbilmez

**Middle East Technical University, Physics Department, Ankara, Turkey**

B. Bilin, S. Bilmis, B. Isildak<sup>54</sup>, G. Karapinar<sup>55</sup>, M. Yalvac, M. Zeyrek

**Bogazici University, Istanbul, Turkey**

E. Gülmez, M. Kaya<sup>56</sup>, O. Kaya<sup>57</sup>, E.A. Yetkin<sup>58</sup>, T. Yetkin<sup>59</sup>

**Istanbul Technical University, Istanbul, Turkey**

A. Cakir, K. Cankocak, S. Sen<sup>60</sup>

**Institute for Scintillation Materials of National Academy of Science of Ukraine, Kharkov, Ukraine**

B. Grynyov

**National Scientific Center, Kharkov Institute of Physics and Technology, Kharkov, Ukraine**

L. Levchuk, P. Sorokin

**University of Bristol, Bristol, United Kingdom**

R. Aggleton, F. Ball, L. Beck, J.J. Brooke, D. Burns, E. Clement, D. Cussans, H. Flacher, J. Goldstein, M. Grimes, G.P. Heath, H.F. Heath, J. Jacob, L. Kreczko, C. Lucas, D.M. Newbold<sup>61</sup>, S. Paramesvaran, A. Poll, T. Sakuma, S. Seif El Nasr-storey, D. Smith, V.J. Smith

**Rutherford Appleton Laboratory, Didcot, United Kingdom**

K.W. Bell, A. Belyaev<sup>62</sup>, C. Brew, R.M. Brown, L. Calligaris, D. Cieri, D.J.A. Cockerill, J.A. Coughlan, K. Harder, S. Harper, E. Olaiya, D. Petyt, C.H. Shepherd-Themistocleous, A. Thea, I.R. Tomalin, T. Williams

**Imperial College, London, United Kingdom**

M. Baber, R. Bainbridge, O. Buchmuller, A. Bundock, D. Burton, S. Casasso, M. Citron, D. Colling, L. Corpe, P. Dauncey, G. Davies, A. De Wit, M. Della Negra, P. Dunne, A. Elwood, D. Futyan, Y. Haddad, G. Hall, G. Iles, R. Lane, C. Laner, R. Lucas<sup>61</sup>, L. Lyons, A.-M. Magnan, S. Malik, L. Mastrolorenzo, J. Nash, A. Nikitenko<sup>48</sup>, J. Pela, B. Penning, M. Pesaresi, D.M. Raymond, A. Richards, A. Rose, C. Seez, A. Tapper, K. Uchida, M. Vazquez Acosta<sup>63</sup>, T. Virdee<sup>14</sup>, S.C. Zenz

**Brunel University, Uxbridge, United Kingdom**

J.E. Cole, P.R. Hobson, A. Khan, P. Kyberd, D. Leslie, I.D. Reid, P. Symonds, L. Teodorescu, M. Turner

**Baylor University, Waco, U.S.A.**

A. Borzou, K. Call, J. Dittmann, K. Hatakeyama, H. Liu, N. Pastika

**The University of Alabama, Tuscaloosa, U.S.A.**

O. Charaf, S.I. Cooper, C. Henderson, P. Rumerio

**Boston University, Boston, U.S.A.**

D. Arcaro, A. Avetisyan, T. Bose, D. Gastler, D. Rankin, C. Richardson, J. Rohlf, L. Sulak, D. Zou

**Brown University, Providence, U.S.A.**

G. Benelli, E. Berry, D. Cutts, A. Garabedian, J. Hakala, U. Heintz, J.M. Hogan, O. Jesus, E. Laird, G. Landsberg, Z. Mao, M. Narain, S. Piperov, S. Sagir, E. Spencer, R. Syarif

**University of California, Davis, Davis, U.S.A.**

R. Breedon, G. Breto, D. Burns, M. Calderon De La Barca Sanchez, S. Chauhan, M. Chertok, J. Conway, R. Conway, P.T. Cox, R. Erbacher, C. Flores, G. Funk, M. Gardner, W. Ko, R. Lander, C. Mclean, M. Mulhearn, D. Pellett, J. Pilot, F. Ricci-Tam, S. Shalhout, J. Smith, M. Squires, D. Stolp, M. Tripathi, S. Wilbur, R. Yohay

**University of California, Los Angeles, U.S.A.**

R. Cousins, P. Everaerts, A. Florent, J. Hauser, M. Ignatenko, D. Saltzberg, E. Takasugi, V. Valuev, M. Weber

**University of California, Riverside, Riverside, U.S.A.**

K. Burt, R. Clare, J. Ellison, J.W. Gary, G. Hanson, J. Heilman, P. Jandir, E. Kennedy, F. Lacroix, O.R. Long, M. Malberti, M. Olmedo Negrete, M.I. Paneva, A. Shrinivas, H. Wei, S. Wimpenny, B. R. Yates

**University of California, San Diego, La Jolla, U.S.A.**

J.G. Branson, G.B. Cerati, S. Cittolin, M. Derdzinski, R. Gerosa, A. Holzner, D. Klein, V. Krutelyov, J. Letts, I. Macneill, D. Olivito, S. Padhi, M. Pieri, M. Sani, V. Sharma, S. Simon, M. Tadel, A. Vartak, S. Wasserbaech<sup>64</sup>, C. Welke, J. Wood, F. Würthwein, A. Yagil, G. Zevi Della Porta

**University of California, Santa Barbara, Santa Barbara, U.S.A.**

R. Bhandari, J. Bradmiller-Feld, C. Campagnari, A. Dishaw, V. Dutta, K. Flowers, M. Franco Sevilla, P. Geffert, C. George, F. Golf, L. Gouskos, J. Gran, R. Heller, J. Incandela, N. Mccoll, S.D. Mullin, A. Ovcharova, J. Richman, D. Stuart, I. Suarez, C. West, J. Yoo

**California Institute of Technology, Pasadena, U.S.A.**

D. Anderson, A. Apresyan, J. Bendavid, A. Bornheim, J. Bunn, Y. Chen, J. Duarte, A. Mott, H.B. Newman, C. Pena, M. Spiropulu, J.R. Vlimant, S. Xie, R.Y. Zhu

**Carnegie Mellon University, Pittsburgh, U.S.A.**

M.B. Andrews, V. Azzolini, B. Carlson, T. Ferguson, M. Paulini, J. Russ, M. Sun, H. Vogel, I. Vorobiev

**University of Colorado Boulder, Boulder, U.S.A.**

J.P. Cumalat, W.T. Ford, F. Jensen, A. Johnson, M. Krohn, T. Mulholland, K. Stenson, S.R. Wagner

**Cornell University, Ithaca, U.S.A.**

J. Alexander, J. Chaves, J. Chu, S. Dittmer, K. McDermott, N. Mirman, G. Nicolas Kaufman, J.R. Patterson, A. Rinkevicius, A. Ryd, L. Skinnari, L. Soffi, S.M. Tan, Z. Tao, J. Thom, J. Tucker, P. Wittich, M. Zientek

**Fairfield University, Fairfield, U.S.A.**

D. Winn

**Fermi National Accelerator Laboratory, Batavia, U.S.A.**

S. Abdullin, M. Albrow, G. Apollinari, S. Banerjee, L.A.T. Bauerdick, A. Beretvas, J. Berryhill, P.C. Bhat, G. Bolla, K. Burkett, J.N. Butler, H.W.K. Cheung, F. Chlebana, S. Cihangir, M. Cremonesi, V.D. Elvira, I. Fisk, J. Freeman, E. Gottschalk, L. Gray, D. Green, S. Grünendahl, O. Gutsche, D. Hare, R.M. Harris, S. Hasegawa, J. Hirschauer, Z. Hu, B. Jayatilaka, S. Jindariani, M. Johnson, U. Joshi, B. Klima, B. Kreis, S. Lammel, J. Linacre, D. Lincoln, R. Lipton, T. Liu, R. Lopes De Sá, J. Lykken, K. Maeshima, N. Magini, J.M. Marraffino, S. Maruyama, D. Mason, P. McBride, P. Merkel, S. Mrenna, S. Nahn, C. Newman-Holmes<sup>†</sup>, V. O'Dell, K. Pedro, O. Prokofyev, G. Rakness, L. Ristori, E. Sexton-Kennedy, A. Soha, W.J. Spalding, L. Spiegel, S. Stoynev, N. Strobbe, L. Taylor, S. Tkaczyk, N.V. Tran, L. Uplegger, E.W. Vaandering, C. Vernieri, M. Verzocchi, R. Vidal, M. Wang, H.A. Weber, A. Whitbeck

**University of Florida, Gainesville, U.S.A.**

D. Acosta, P. Avery, P. Bortignon, D. Bourilkov, A. Brinkerhoff, A. Carnes, M. Carver, D. Curry, S. Das, R.D. Field, I.K. Furic, J. Konigsberg, A. Korytov, P. Ma, K. Matchev, H. Mei, P. Milenovic<sup>65</sup>, G. Mitselmakher, D. Rank, L. Shchutska, D. Sperka, L. Thomas, J. Wang, S. Wang, J. Yelton

**Florida International University, Miami, U.S.A.**

S. Linn, P. Markowitz, G. Martinez, J.L. Rodriguez

**Florida State University, Tallahassee, U.S.A.**

A. Ackert, J.R. Adams, T. Adams, A. Askew, S. Bein, B. Diamond, S. Hagopian, V. Hagopian, K.F. Johnson, A. Khatiwada, H. Prosper, A. Santra, M. Weinberg

**Florida Institute of Technology, Melbourne, U.S.A.**

M.M. Baarmand, V. Bhopatkar, S. Colafranceschi<sup>66</sup>, M. Hohlmann, D. Noonan, T. Roy, F. Yumiceva

**University of Illinois at Chicago (UIC), Chicago, U.S.A.**

M.R. Adams, L. Apanasevich, D. Berry, R.R. Betts, I. Bucinskaite, R. Cavanaugh, O. Evdokimov, L. Gauthier, C.E. Gerber, D.J. Hofman, P. Kurt, C. O'Brien, I.D. Sandoval Gonzalez, P. Turner, N. Varelas, H. Wang, Z. Wu, M. Zakaria, J. Zhang

**The University of Iowa, Iowa City, U.S.A.**

B. Bilki<sup>67</sup>, W. Clarida, K. Dilsiz, S. Durgut, R.P. Gandrajula, M. Haytmyradov, V. Khristenko, J.-P. Merlo, H. Mermerkaya<sup>68</sup>, A. Mestvirishvili, A. Moeller, J. Nachtman, H. Ogul, Y. Onel, F. Ozok<sup>69</sup>, A. Penzo, C. Snyder, E. Tiras, J. Wetzel, K. Yi

**Johns Hopkins University, Baltimore, U.S.A.**

I. Anderson, B. Blumenfeld, A. Cocoros, N. Eminizer, D. Fehling, L. Feng, A.V. Gritsan, P. Maksimovic, M. Osherson, J. Roskes, U. Sarica, M. Swartz, M. Xiao, Y. Xin, C. You

**The University of Kansas, Lawrence, U.S.A.**

A. Al-bataineh, P. Baringer, A. Bean, J. Bowen, C. Bruner, J. Castle, R.P. Kenny III, A. Kropivnitskaya, D. Majumder, W. Mcbrayer, M. Murray, S. Sanders, R. Stringer, J.D. Tapia Takaki, Q. Wang

**Kansas State University, Manhattan, U.S.A.**

A. Ivanov, K. Kaadze, S. Khalil, M. Makouski, Y. Maravin, A. Mohammadi, L.K. Saini, N. Skhirtladze, S. Toda

**Lawrence Livermore National Laboratory, Livermore, U.S.A.**

D. Lange, F. Rebassoo, D. Wright

**University of Maryland, College Park, U.S.A.**

C. Anelli, A. Baden, O. Baron, A. Belloni, B. Calvert, S.C. Eno, C. Ferraioli, J.A. Gomez, N.J. Hadley, S. Jabeen, R.G. Kellogg, T. Kolberg, J. Kunkle, Y. Lu, A.C. Mignerey, Y.H. Shin, A. Skuja, M.B. Tonjes, S.C. Tonwar

**Massachusetts Institute of Technology, Cambridge, U.S.A.**

D. Abercrombie, B. Allen, A. Apyan, R. Barbieri, A. Baty, R. Bi, K. Bierwagen, S. Brandt, W. Busza, I.A. Cali, Z. Demiragli, L. Di Matteo, G. Gomez Ceballos, M. Goncharov, D. Hsu, Y. Iiyama, G.M. Innocenti, M. Klute, D. Kovalskyi, K. Krajczar, Y.S. Lai, Y.-J. Lee, A. Levin, P.D. Luckey, A.C. Marini, C. McGinn, C. Mironov, S. Narayanan, X. Niu, C. Paus, C. Roland, G. Roland, J. Salfeld-Nebgen, G.S.F. Stephans, K. Sumorok, K. Tatar, M. Varma, D. Velicanu, J. Veverka, J. Wang, T.W. Wang, B. Wyslouch, M. Yang, V. Zhukova

**University of Minnesota, Minneapolis, U.S.A.**

A.C. Benvenuti, R.M. Chatterjee, A. Evans, A. Finkel, A. Gude, P. Hansen, S. Kalafut, S.C. Kao, Y. Kubota, Z. Lesko, J. Mans, S. Nourbakhsh, N. Ruckstuhl, R. Rusack, N. Tambe, J. Turkewitz

**University of Mississippi, Oxford, U.S.A.**

J.G. Acosta, S. Oliveros

**University of Nebraska-Lincoln, Lincoln, U.S.A.**

E. Avdeeva, R. Bartek, K. Bloom, S. Bose, D.R. Claes, A. Dominguez, C. Fangmeier, R. Gonzalez Suarez, R. Kamalieddin, D. Knowlton, I. Kravchenko, A. Malta Rodrigues, F. Meier, J. Monroy, J.E. Siado, G.R. Snow, B. Stieger

**State University of New York at Buffalo, Buffalo, U.S.A.**

M. Alyari, J. Dolen, J. George, A. Godshalk, C. Harrington, I. Iashvili, J. Kaisen, A. Kharchilava, A. Kumar, A. Parker, S. Rappoccio, B. Roozbahani

**Northeastern University, Boston, U.S.A.**

G. Alverson, E. Barberis, D. Baumgartel, A. Hortiangtham, A. Massironi, D.M. Morse, D. Nash, T. Orimoto, R. Teixeira De Lima, D. Trocino, R.-J. Wang, D. Wood

**Northwestern University, Evanston, U.S.A.**

S. Bhattacharya, K.A. Hahn, A. Kubik, J.F. Low, N. Mucia, N. Odell, B. Pollack, M.H. Schmitt, K. Sung, M. Trovato, M. Velasco

**University of Notre Dame, Notre Dame, U.S.A.**

N. Dev, M. Hildreth, K. Hurtado Anampa, C. Jessop, D.J. Karmgard, N. Kellams, K. Lannon, N. Marinelli, F. Meng, C. Mueller, Y. Musienko<sup>36</sup>, M. Planer, A. Reinsvold, R. Ruchti, G. Smith, S. Taroni, N. Valls, M. Wayne, M. Wolf, A. Woodard

**The Ohio State University, Columbus, U.S.A.**

J. Alimena, L. Antonelli, J. Brinson, B. Bylsma, L.S. Durkin, S. Flowers, B. Francis, A. Hart, C. Hill, R. Hughes, W. Ji, B. Liu, W. Luo, D. Puigh, B.L. Winer, H.W. Wulsin

**Princeton University, Princeton, U.S.A.**

S. Cooperstein, O. Driga, P. Elmer, J. Hardenbrook, P. Hebda, J. Luo, D. Marlow, T. Medvedeva, M. Mooney, J. Olsen, C. Palmer, P. Piroué, D. Stickland, C. Tully, A. Zuranski

**University of Puerto Rico, Mayaguez, U.S.A.**

S. Malik

**Purdue University, West Lafayette, U.S.A.**

A. Barker, V.E. Barnes, D. Benedetti, S. Folgueras, L. Gutay, M.K. Jha, M. Jones, A.W. Jung, K. Jung, D.H. Miller, N. Neumeister, B.C. Radburn-Smith, X. Shi, J. Sun, A. Svyatkovskiy, F. Wang, W. Xie, L. Xu

**Purdue University Calumet, Hammond, U.S.A.**

N. Parashar, J. Stupak

**Rice University, Houston, U.S.A.**

A. Adair, B. Akgun, Z. Chen, K.M. Ecklund, F.J.M. Geurts, M. Guilbaud, W. Li, B. Michlin, M. Northup, B.P. Padley, R. Redjimi, J. Roberts, J. Rorie, Z. Tu, J. Zabel

**University of Rochester, Rochester, U.S.A.**

B. Betchart, A. Bodek, P. de Barbaro, R. Demina, Y.t. Duh, T. Ferbel, M. Galanti, A. Garcia-Bellido, J. Han, O. Hindrichs, A. Khukhunaishvili, K.H. Lo, P. Tan, M. Verzetti

**Rutgers, The State University of New Jersey, Piscataway, U.S.A.**

J.P. Chou, E. Contreras-Campana, Y. Gershtein, T.A. Gómez Espinosa, E. Halkiadakis, M. Heindl, D. Hidas, E. Hughes, S. Kaplan, R. Kunnawalkam Elayavalli, S. Kyriacou,

A. Lath, K. Nash, H. Saka, S. Salur, S. Schnetzer, D. Sheffield, S. Somalwar, R. Stone, S. Thomas, P. Thomassen, M. Walker

**University of Tennessee, Knoxville, U.S.A.**

M. Foerster, J. Heideman, G. Riley, K. Rose, S. Spanier, K. Thapa

**Texas A&M University, College Station, U.S.A.**

O. Bouhali<sup>70</sup>, A. Celik, M. Dalchenko, M. De Mattia, A. Delgado, S. Dildick, R. Eusebi, J. Gilmore, T. Huang, E. Juska, T. Kamon<sup>71</sup>, R. Mueller, Y. Pakhotin, R. Patel, A. Perloff, L. Perniè, D. Rathjens, A. Rose, A. Safonov, A. Tatarinov, K.A. Ulmer

**Texas Tech University, Lubbock, U.S.A.**

N. Akchurin, C. Cowden, J. Damgov, C. Dragoiu, P.R. Duderø, J. Faulkner, S. Kunori, K. Lamichhane, S.W. Lee, T. Libeiro, S. Undleeb, I. Volobouev, Z. Wang

**Vanderbilt University, Nashville, U.S.A.**

A.G. Delannoy, S. Greene, A. Gurrola, R. Janjam, W. Johns, C. Maguire, A. Melo, H. Ni, P. Sheldon, S. Tuo, J. Velkovska, Q. Xu

**University of Virginia, Charlottesville, U.S.A.**

M.W. Arenton, P. Barria, B. Cox, J. Goodell, R. Hirosky, A. Ledovskoy, H. Li, C. Neu, T. Sinthuprasith, X. Sun, Y. Wang, E. Wolfe, F. Xia

**Wayne State University, Detroit, U.S.A.**

C. Clarke, R. Harr, P.E. Karchin, P. Lamichhane, J. Sturdy

**University of Wisconsin - Madison, Madison, WI, U.S.A.**

D.A. Belknap, S. Dasu, L. Dodd, S. Duric, B. Gombler, M. Grothe, M. Herndon, A. Hervé, P. Klabbers, A. Lanaro, A. Levine, K. Long, R. Loveless, I. Ojalvo, T. Perry, G.A. Pierro, G. Polese, T. Ruggles, A. Savin, A. Sharma, N. Smith, W.H. Smith, D. Taylor, N. Woods

†: Deceased

1: Also at Vienna University of Technology, Vienna, Austria

2: Also at State Key Laboratory of Nuclear Physics and Technology, Peking University, Beijing, China

3: Also at Institut Pluridisciplinaire Hubert Curien, Université de Strasbourg, Université de Haute Alsace Mulhouse, CNRS/IN2P3, Strasbourg, France

4: Also at Universidade Estadual de Campinas, Campinas, Brazil

5: Also at Université Libre de Bruxelles, Bruxelles, Belgium

6: Also at Deutsches Elektronen-Synchrotron, Hamburg, Germany

7: Also at Joint Institute for Nuclear Research, Dubna, Russia

8: Also at Suez University, Suez, Egypt

9: Now at British University in Egypt, Cairo, Egypt

10: Also at Ain Shams University, Cairo, Egypt

11: Also at Cairo University, Cairo, Egypt

12: Now at Helwan University, Cairo, Egypt

13: Also at Université de Haute Alsace, Mulhouse, France

14: Also at CERN, European Organization for Nuclear Research, Geneva, Switzerland



- 15: Also at Skobeltsyn Institute of Nuclear Physics, Lomonosov Moscow State University, Moscow, Russia
- 16: Also at Tbilisi State University, Tbilisi, Georgia
- 17: Also at RWTH Aachen University, III. Physikalisches Institut A, Aachen, Germany
- 18: Also at University of Hamburg, Hamburg, Germany
- 19: Also at Brandenburg University of Technology, Cottbus, Germany
- 20: Also at Institute of Nuclear Research ATOMKI, Debrecen, Hungary
- 21: Also at MTA-ELTE Lendület CMS Particle and Nuclear Physics Group, Eötvös Loránd University, Budapest, Hungary
- 22: Also at University of Debrecen, Debrecen, Hungary
- 23: Also at Indian Institute of Science Education and Research, Bhopal, India
- 24: Also at Institute of Physics, Bhubaneswar, India
- 25: Also at University of Visva-Bharati, Santiniketan, India
- 26: Also at University of Ruhuna, Matara, Sri Lanka
- 27: Also at Isfahan University of Technology, Isfahan, Iran
- 28: Also at University of Tehran, Department of Engineering Science, Tehran, Iran
- 29: Also at Plasma Physics Research Center, Science and Research Branch, Islamic Azad University, Tehran, Iran
- 30: Also at Università degli Studi di Siena, Siena, Italy
- 31: Also at Purdue University, West Lafayette, U.S.A.
- 32: Also at International Islamic University of Malaysia, Kuala Lumpur, Malaysia
- 33: Also at Malaysian Nuclear Agency, MOSTI, Kajang, Malaysia
- 34: Also at Consejo Nacional de Ciencia y Tecnología, Mexico city, Mexico
- 35: Also at Warsaw University of Technology, Institute of Electronic Systems, Warsaw, Poland
- 36: Also at Institute for Nuclear Research, Moscow, Russia
- 37: Now at National Research Nuclear University 'Moscow Engineering Physics Institute' (MEPhI), Moscow, Russia
- 38: Also at St. Petersburg State Polytechnical University, St. Petersburg, Russia
- 39: Also at University of Florida, Gainesville, U.S.A.
- 40: Also at P.N. Lebedev Physical Institute, Moscow, Russia
- 41: Also at California Institute of Technology, Pasadena, U.S.A.
- 42: Also at Faculty of Physics, University of Belgrade, Belgrade, Serbia
- 43: Also at INFN Sezione di Roma; Università di Roma, Roma, Italy
- 44: Also at National Technical University of Athens, Athens, Greece
- 45: Also at Scuola Normale e Sezione dell'INFN, Pisa, Italy
- 46: Also at National and Kapodistrian University of Athens, Athens, Greece
- 47: Also at Riga Technical University, Riga, Latvia
- 48: Also at Institute for Theoretical and Experimental Physics, Moscow, Russia
- 49: Also at Albert Einstein Center for Fundamental Physics, Bern, Switzerland
- 50: Also at Adiyaman University, Adiyaman, Turkey
- 51: Also at Mersin University, Mersin, Turkey
- 52: Also at Cag University, Mersin, Turkey
- 53: Also at Piri Reis University, Istanbul, Turkey
- 54: Also at Ozyegin University, Istanbul, Turkey
- 55: Also at Izmir Institute of Technology, Izmir, Turkey
- 56: Also at Marmara University, Istanbul, Turkey
- 57: Also at Kafkas University, Kars, Turkey
- 58: Also at Istanbul Bilgi University, Istanbul, Turkey

- 59: Also at Yildiz Technical University, Istanbul, Turkey
- 60: Also at Hacettepe University, Ankara, Turkey
- 61: Also at Rutherford Appleton Laboratory, Didcot, United Kingdom
- 62: Also at School of Physics and Astronomy, University of Southampton, Southampton, United Kingdom
- 63: Also at Instituto de Astrofísica de Canarias, La Laguna, Spain
- 64: Also at Utah Valley University, Orem, U.S.A.
- 65: Also at University of Belgrade, Faculty of Physics and Vinca Institute of Nuclear Sciences, Belgrade, Serbia
- 66: Also at Facoltà Ingegneria, Università di Roma, Roma, Italy
- 67: Also at Argonne National Laboratory, Argonne, U.S.A.
- 68: Also at Erzincan University, Erzincan, Turkey
- 69: Also at Mimar Sinan University, Istanbul, Istanbul, Turkey
- 70: Also at Texas A&M University at Qatar, Doha, Qatar
- 71: Also at Kyungpook National University, Daegu, Korea