

Florida Institute of Technology

Scholarship Repository @ Florida Tech

Aerospace, Physics, and Space Science Faculty Department of Aerospace, Physics, and Space
Publications Sciences

5-20-2002

A Determination Of The Local Density Of White Dwarf Stars

Jay B. Holberg

Terry D. Oswalt

Edward M. Sión

Follow this and additional works at: https://repository.fit.edu/apss_faculty



Part of the [Astrophysics and Astronomy Commons](#)

A DETERMINATION OF THE LOCAL DENSITY OF WHITE DWARF STARS

J. B. HOLBERG,¹ TERRY D. OSWALT,² AND E. M. SION³

Received 2000 July 27; accepted 2002 January 24

ABSTRACT

The most recent version of the Catalog of Spectroscopically Identified White Dwarfs lists 2249 white dwarf stars. Among these stars are 109 white dwarfs that have either reliable trigonometric parallaxes or color-based distance moduli that place them at a distance within 20 pc of the Sun. Most of these nearby white dwarfs are isolated stars, but 28 (25% of the sample) are in binary systems, including such well-known systems as Sirius A/B and Procyon A/B. There are also three double degenerate systems in this sample of the local white dwarf population. The sample of local white dwarfs is largely complete out to 13 pc, and the local density of white dwarf stars is found to be $5.0 \pm 0.7 \times 10^{-3} \text{ pc}^{-3}$, with a corresponding mass density of $3.4 \pm 0.5 \times 10^{-3} M_{\odot} \text{ pc}^{-3}$.

Subject headings: solar neighborhood — stars: statistics — white dwarfs

1. INTRODUCTION

There is at present considerable interest in the stellar and substellar components of the volume surrounding the Sun. The primary registry for the known stars within 25 pc of the Sun has been the Third Catalogue of Nearby Stars (Gliese & Jahreiss 1991). Recently, however, a comprehensive effort to compile information on virtually all stellar and substellar sources within 20 pc of the Sun has been jointly undertaken by NASA and NSF. This program, called NSTARS, which is an effort to support future NASA missions such as the *Space Interferometry Mission (SIM)* and the *Terrestrial Planet Finder*, also has the scientific goals of understanding the stellar population near the Sun and its evolutionary history. This population overwhelmingly consists of low-luminosity stars that are difficult to study at great distances from the Sun. A significant component of this local stellar population of low-luminosity stars are white dwarfs. Such white dwarf stars are currently of major interest for several reasons. First, they represent a history of star formation and stellar evolution in the Galactic plane, and the luminosity function of these stars can be used to place a lower limit on the age of the Galactic disk (Liebert, Dahn, & Monet 1988; Oswalt et al. 1996). Second, white dwarfs, in particular the cooler stars, have been suggested as the origin of the MACHO lensing objects seen in lensing surveys (Kawaler 1996; Graff et al. 1998). Third, estimates of the local density of white dwarfs are important for a full understanding of the mass density of the Galactic plane (Bahcall 1984).

All methods of obtaining estimates of the space density of white dwarfs begin with a well-defined observational sample and estimates of its completeness. One method involves a magnitude-limited sample of white dwarfs obtained from large color surveys such as the Palomar-Green survey

(Green, Schmidt, & Liebert 1986). A second method relies on a proper-motion-limited sample and uses the $1/V_{\text{max}}$ procedure of Schmidt (1968) to correct for kinematic bias (Wood & Oswalt 1998). A third possibility is to use a volume-limited sample of very high completeness.

In this paper, we use the 4th Edition of the Catalog of Spectroscopically Identified White Dwarfs (McCook & Sion 1999, hereafter MS99) to identify the known white dwarfs within a sphere of radius 20 pc around the Sun. We have chosen the distance of 20 pc because it corresponds to the volume of the NSTARS database, while also being a subset of the Catalogue of Nearby Stars. As we shall see, this distance also contains the spherical volume in which the sample of known white dwarfs is reasonably complete. MS99 contains 2249 white dwarfs and nearly doubles the number of known degenerate stars compared to the previous version (McCook & Sion 1987) of the catalog. In addition to new stars, it contains a great amount of new information on previously identified stars, including spectral classification, updated photometric measurements, trigonometric parallaxes, absolute magnitudes, etc. The new MS99 catalog is therefore a valuable source for up-to-date information on the white dwarfs residing near the Sun.

In § 2 we introduce the sample of the local population of white dwarfs. In § 3 we discuss the distribution and completeness of this local sample. We also estimate the space density and mass density of white dwarfs and discuss the nature of the sample of white dwarfs near the Sun. A preliminary version of this paper was presented at the NSTARS meeting in 1999.

2. THE POPULATION OF THE LOCAL WHITE DWARFS

Using the search capabilities of the University of Arizona White Dwarf Database,⁴ the MS99 catalog was searched for all degenerate stars having parallaxes $\pi \geq 0''.05$ and for stars with photometric distances corresponding to $V - M_v \leq 1.505$. The list of stars satisfying these two criteria was then examined and obvious anomalies such as Feige 24, a spectroscopic binary with a composite DA+dMe spectrum, were eliminated. The final list (hereafter the “local sam-

¹Lunar and Planetary Laboratory, Gould-Simpson Building, P.O. Box 210077, University of Arizona, Tucson, AZ 85721; holberg@argus.lpl.arizona.edu.

²Department of Physics and Space Sciences, Florida Institute of Technology, 150 West University Boulevard, Melbourne, FL 32901; oswalt@tycho.pss.fit.edu; National Science Foundation, Division of Astronomical Sciences, 4201 Wilson Boulevard, Arlington, VA 22230; toswalt@nsf.gov.

³Department of Astronomy and Astrophysics, Villanova University, Villanova, PA 19085; emsion@ucis.vill.edu.

⁴See <http://procyon.lpl.arizona.edu>.

ple”) consisted of 109 degenerate stars, including three double degenerate systems. This represents approximately 6% of the total MS99 catalog and 5% of the stars currently in the NSTARS database. The list of stars contained in the local sample is given in Table 1, along with the MS99 spectral type, visual and absolute magnitudes, trigonometric parallaxes, photometric and trigonometric parallax distances, and the adopted distance for each star, as well as an indication of the presence of any binary companions. There are 107 entries in Table 1; two of the double degenerate systems (WD 0727+482 and WD 0135–052) are spectroscopic or unresolved visual binaries and are listed by system, while the entry for WD 0747+073, a resolved visual binary, contains both components. In Table 1, stars that are included in MS99 are designated by their WD number, while stars not in MS99 are listed with alternate catalog names.

In establishing the final adopted distances in Table 1, we have considered both trigonometric parallaxes and photometric parallaxes. The photometric data provided in MS99, which attempts to report all available observations, are not homogeneous and are far from uniform in quality. We have therefore adopted the following scheme for using these data to obtain photometric distances. We use, wherever possible, the Johnson $B-V$, Strömgren $b-y$, and the multichannel $g-r$ colors to estimate absolute V magnitudes from the color-magnitude relations employed by MS99. For stars with multiple observations of these quantities, we have used an average of the available colors unless one or more of the observations was obviously discrepant or a redundant reporting of a prior observation. Final absolute magnitudes derived from the different color-magnitude relations were also averaged. Where there existed gross disagreement among the photometric absolute magnitudes, the issue was resolved by looking at other data such as effective temperatures and gravities or by the trigonometric parallax. For the apparent visual magnitudes, a similar averaging was used, with the Johnson V magnitude assumed to be on the same scale as the Strömgren y magnitude. The multichannel magnitudes were not included unless no other sources of apparent magnitude were available. For the trigonometric parallaxes, the following sources were used in order of preference: *Hipparcos* (Perryman 1997) values, Van Altena et al. (1995) values, US Naval Observatory Parallax Program values, or other values. In Figure 1 we plot the trigonometric distances against the photometric distances for those stars possessing both estimates. The standard deviation about the 1:1 correlation line in Figure 1 is 3.0 pc. This scatter is primarily due to the inherent uncertainty in the photometric distance estimates arising from color dependence due to stellar gravity and spectral type, which is not contained in the color-magnitude relations.

A prior survey of the population of local white dwarfs (Jahreiss 1987) estimated only 96 degenerate stars within 20 pc of the Sun. Even with the 15% growth in the number of known white dwarfs in the local sample, many of the conclusions reached by Jahreiss remain valid. A similar determination of the local sample has recently been made by Tat & Terzian (1999, hereafter TT99), who compiled a list of white dwarfs within 20 pc, drawn principally from the prior version of the Catalog of Spectroscopically Identified White Dwarfs (McCook & Sion 1987) and the Catalogue of Nearby Stars (Gliese & Jahreiss 1991). These authors, who were interested primarily in determining the distribution of ionization in the local interstellar medium, found 121 white

dwarfs within 20 pc of the Sun. In § 3 we discuss individual stars of particular interest (see notes to Table 1) as well as the individual differences between our local sample and the TT99 sample. Individual stars of particular interest are discussed in the footnotes to Table 1.

The following are the 20 objects present in TT99 that are not included in the local sample:

WD 1246+586 and WD 1424+240.—Although listed in MS99, these two objects have been identified as BL Lac objects (see Fleming et al. 1993 and Putney 1997).

GJ 3079.—Not in MS99, this star has been spectroscopically identified as a cool metal-rich subdwarf (I. Bues 2000, private communication).

WD 0713+584 (GD 294).—This star was present in our original list of local sample candidates. It is also contained in Gliese & Jahreiss (1991) with an estimated distance of 12 pc. However, it has a negative *Hipparcos* parallax (HIP 35307, $\pi = -1.80 \pm 2.97$ mas), and Vauclair et al. (1997) classify it as a possible sdB. Consequently, we have not included this star in our local sample.

WD 1026+002.—A DA3+dM4e system (Saffer et al. 1993). Although Gliese & Jahreiss (1991) estimate a photometric distance of 18 pc, the effective temperature of the DA is not consistent with a distance less than about 37 pc.

WD 1208+576, WD 1247+553, WD 1639+537, WD 2011+065, WD 2126+734, and WD 2151–0156.—All have trigonometric parallaxes smaller than 0".05 (MS99).

WD 0123–262, GJ 632.2B, WD 1655+210, WD 1821–131, and WD 1840–111.—The photometric distances place these stars outside the volume of the local sample.

WD 0034–211, WD 1126+185, and WD 1514+033.—Composite spectra and photometric distances place these stars outside the volume of the local sample.

WD 2055+221.—Not a white dwarf, M2; spectroscopic identification from Hawley, Gizis, & Reid (1997).

We have included the following five stars that are not in TT99 in our local sample:

WD 0509+168, WD 0628–020, and WD 1717–345.—The photometric distances place these stars within the volume of the local sample.

WD 2249–105 and WD 2351–335.—White dwarfs in wide binary systems from Oswalt et al. (1996) and T. D. Oswalt (2000, private communication), respectively.

3. THE DISTRIBUTION AND COMPLETENESS OF THE LOCAL SAMPLE

In Figure 2 we show the distribution in celestial coordinates of the local sample on an equal-area Hammer-Aitoff projection. There are no obvious zones with low densities of stars. There is, however, an apparent $\sim 5:4$ north-south asymmetry in the local sample. On the other hand, a calculation of the centroid of the local sample shows that it is displaced from the Sun by a distance of only 1.5 pc in the direction of $\alpha = 26^\circ.1$ and $\delta = +16^\circ.9$. This displacement should be compared with the expected 1.5 pc standard deviation in the displacement of 109 uniformly distributed stars within 20 pc of the Sun. Alternately, the probability of finding hemispherical asymmetries in a binomial distribution of 109 objects that exceed 5:4 or are less than 4:5 is 0.23, dem-

TABLE 1
KNOWN WHITE DWARFS WITHIN 20 pc

WD Number	Type	V	M_v	π (mas)	D_v (pc)	D_π (pc)	D_{adp} (pc)	System ^a
WD 0000–345	DC9	14.94	14.01	75.7	15.34	13.21	13.21	
WD 0009 + 501	DA8	14.37	14.07	90.6	11.48	11.04	11.04	
WD 0011–134	DC8	15.88	14.53	51.3	18.60	19.5	19.5	
WD 0038–226	DC9	14.52	14.92	101.2	8.31	9.88	9.88	
WD 0046 + 051	DZ7	12.39	14.09	226.95	4.58	4.41	4.41	
WD 0115 + 159	DQ6	13.85	12.43	64.9	19.26	15.4	15.4	
WD 0135–052 ^b	DA7	12.83	13.49	81	7.40	12.35	12.35	dd
WD 0141–675	DA7	13.87	13.96	...	9.6	...	9.6	
WD 0148 + 467	DA3.5	12.44	11.45	63.08	15.80	15.85	15.85	
WD 0148 + 641	DA6	14.00	12.80	...	17.5	...	17.5	b
WD 0208 + 396	DA7	14.52	13.42	59.8	16.64	16.72	16.72	
WD 0213 + 427	DA9	16.21	14.75	50.2	19.63	19.92	19.92	
WD 0230–144	DA	15.76	14.88	64.0	15.02	15.6	15.6	
WD 0235 + 064	DA6	15.09	13.96	...	16.84	...	16.84	
WD 0245 + 541	DA9	15.50	15.47	96.6	10.13	10.35	10.35	
WD 0310–688	DA3	11.39	11.54	98.5	9.35	10.15	10.15	
WD 0311–543	DZ7	14.83	14.41	...	12.15	...	12.15	
WD 0322–019	DA10	16.22	14.90	...	18.36	...	18.36	
WD 0326–273	DA5	13.56	12.86	57.6	13.8	17.36	17.36	b
WD 0341 + 182	DQ8	15.21	13.52	52.6	21.8	19.01	19.01	
WD 0357 + 081	DC9	15.89	14.82	56.1	16.39	17.83	17.83	
WD 0413–077 ^c	DA3	9.52	11.27	198.24	4.47	5.05	5.05	b
WD 0419–487 ^d	DA8	14.37	14.80	...	8.19	...	8.19	b
WD 0423 + 120	DC8	15.41	14.37	...	16.39	...	16.39	
WD 0426 + 588 ^e	DC5	12.44	13.43	181.36	6.35	5.51	5.51	b
WD 0433 + 270	DC8	15.82	14.68	56.02	16.89	17.85	17.85	b
WD 0435–088	DQ7	13.77	14.14	105.4	8.45	9.49	9.49	
WD 0509 + 168	DA	14.35	14.70	...	8.5	...	8.5	
WD 0532 + 414	DA7	14.76	13.44	...	18.38	...	18.38	
WD 0548–001	DQ9	14.58	13.95	90.2	13.35	11.09	11.09	
WD 0552–041	DZ11	14.46	15.29	155.0	6.82	6.45	6.45	
WD 0553 + 053	DA9	14.11	14.50	125.0	8.37	7.95	7.95	
WD 0628–020	DA	15.3	15.13	...	10.81	...	10.81	b
WD 0642–166 ^f	DA2	8.3	11.18	379.21	2.65	2.64	2.64	b
WD 0644 + 025	DA8	15.70	13.54	54.2	27.05	18.45	18.45	
WD 0644 + 375	DA2	12.09	10.62	64.91	19.65	15.41	15.41	
WD 0657 + 320	DC9	16.62	15.23	53.5	19.00	18.66	18.66	
WD 0659–063	DA8	15.42	15.16	81.0	11.26	12.35	12.35	
WD 0727 + 482 ^g	DC9	14.65	15.27	90.0	7.53	11.11	11.11	dd
WD 0728 + 642	DC9	16.38	15.08	...	18.23	...	18.23	
WD 0736 + 053 ^h	DA4	10.92	13.20	285.9	3.50	3.50	3.50	b
WD 0738–172	DZ6	13.02	13.15	112	9.42	8.93	8.93	b
WD 0743–336	DC9	16.59	15.20	65.79	18.96	15.20	15.20	b
WD 0747 + 073.1 ⁱ	DC9	16.98	15.43	54.7	20.44	18.28	18.28	dd
WD 0747 + 073.2	DC9	16.98	15.46	54.7	20.15	18.28	18.28	dd
WD 0752–676	DQ9	14.08	14.97	141.2	6.64	7.08	7.08	
WD 0839–327	DA6	11.88	12.78	112.7	6.62	8.87	8.87	
WD 0912 + 536	DC7	13.87	13.63	97.3	11.15	10.27	10.27	
WD 0939 + 071	DA2	14.90	13.52	...	18.88	...	18.88	
WD 1013–559	DZ9	15.09	14.78	...	11.54	...	11.54	
WD 1019 + 637	DA7	14.70	13.61	61.2	16.52	16.34	16.34	
WD 1033 + 714	DC9	16.89	15.27	...	19.6	...	19.6	
WD 1036–204	DQ9	16.28	15.67	...	13.27	...	13.27	
WD 1043–188	DQ9	15.5	14.38	56.9	16.73	17.57	17.57	b
WD 1055–072	DA7	14.32	13.27	82.3	16.24	12.15	12.15	
WD 1121 + 216	DA7	14.24	13.39	74.4	14.80	13.44	13.44	
VB 4 ^j	DC	15	...	104.5	...	9.57	9.57	b
WD 1134 + 300	DA2	12.45	10.84	65.28	20.9	15.32	15.32	
WD 1142–645	DQ6	11.48	12.77	216.4	5.52	4.62	4.62	
WD 1223–659	DA	13.93	13.67	...	10.79	...	10.79	
WD 1236–495	DA6	13.83	12.30	61.0	20.26	16.39	16.39	
WD 1257 + 037	DC9	15.83	14.80	60.3	16.05	15.46	15.46	
WD 1309 + 853	DC9	15.98	15.09	55.4	15.05	18.05	18.05	
WD 1310–472	DC9	17.11	16.24	66.5	14.92	15.04	15.04	

TABLE 1—Continued

WD Number	Type	V	M_v	π (mas)	D_v (pc)	D_π (pc)	D_{adp} (pc)	System ^a
WD 1327–083	DA3.5	12.32	11.45	55.5	14.96	18.02	18.02	b
WD 1334 + 039	DZ9	14.66	15.26	121.4	7.58	8.24	8.24	
WD 1344 + 106	DA7	15.10	13.53	49.9	20.57	20	20	
WD 1345 + 238	DC9	15.65	15.41	82.9	11.15	12.06	12.06	b
WD 1444–174	DC8	16.46	15.25	69.0	17.43	14.5	14.5	
WD 1544–377	DA7	12.78	12.45	65.6	11.63	15.24	15.24	b
WD 1609 + 135	DA6	15.10	12.89	54.5	27.71	18.35	18.35	
WD 1620–391 ^k	DA2	11.00	10.49	78.04	12.64	12.81	12.81	b
WD 1626 + 368	DZ5.5	13.84	12.57	62.7	17.99	15.95	15.95	
WD 1633 + 433	DA8	14.83	14.01	66.2	14.59	15.11	15.11	
WD 1633 + 572	DQ8	15.00	14.13	69.2	14.93	14.45	14.45	b
WD 1647 + 591	DA4	12.23	12.01	91.13	11.06	10.97	10.97	
WD 1705 + 030	DZ7	15.19	13.74	57.0	19.50	17.54	17.54	
WD 1717–345	DA	16.38	15.20	...	17.26	...	17.26	
WD 1748 + 708 ^l	DQ8	14.15	14.16	164.7	9.98	6.07	6.07	
WD 1756 + 827	DA7	14.32	13.46	63.9	14.85	15.65	15.65	
WD 1820 + 609	DC9	15.65	15.25	78.2	12.05	12.79	12.79	
WD 1829 + 547	DQ7	15.50	14.11	66.8	19.00	14.97	14.97	
WD 1900 + 705	DA4.5	13.22	11.82	77.0	19.03	12.98	12.98	
WD 1917 + 386	DC7	14.60	14.01	85.5	13.14	11.70	11.70	
WD 1917–077 ^m	DBQA5	12.29	11.97	89.08	11.58	11.23	11.23	b
WD 1919 + 145	DA5	13.00	11.59	50.5	19.15	19.80	19.80	
WD 1935 + 276	DA4.5	12.96	12.08	55.7	15.00	17.95	17.95	
WD 1953–011	DA6	13.69	13.11	87.8	13.04	11.39	11.39	
WD 2002–110	DC9	16.89	15.42	57.7	19.71	17.33	17.33	
WD 2007–219	DA6	14.40	13.10	...	18.22	...	18.22	
WD 2007–303	DA4	12.18	11.67	65.06	12.67	15.37	15.37	
WD 2032 + 248	DA2.5	11.52	10.79	67.65	14.03	14.78	14.78	
WD 2047 + 372	DA4	12.96	11.67	...	18.16	...	18.16	
WD 2048 + 263 ⁿ	DC9	15.60	15.22	49.8	11.90	20	20	
WD 2054–050	DC9	16.64	15.45	56.56	17.27	17.68	17.68	b
WD 2105–820	DA6	13.57	12.67	58.6	15.13	17.06	17.06	
WD 2117 + 539	DA3.5	12.35	11.12	50.7	17.58	19.72	19.72	
WD 2140 + 207	DQ6	13.24	12.90	79.9	11.67	12.52	12.52	
WD 2154–512	DQ7	14.74	15.01	61.63	8.84	17.7	17.7	b
WD 2246 + 223	DA5	14.35	12.33	52.5	25.32	19.0	19.0	
WD 2249–105	DC11.5	17.45	16.53	...	15.26	...	15.26	b
WD 2251–070	DC13	15.66	16.07	123.7	8.29	8.08	8.08	
WD 2326 + 049	DA4	13.05	11.96	73.4	16.51	13.62	13.62	
WD 2341 + 322	DA4	12.93	11.82	60.11	16.64	16.64	16.64	b
WD 2351–335	DA5.5	13.56	13.95	...	12.41	...	12.41	b
GD 1212 ^o	DA	13.26	12.29	...	15.6	...	15.6	
WD 2359–434	DA5	12.91	13.01	127.4	9.54	7.85	7.85	

^a b = binary system, dd = double degenerate system.

^b WD 0135–052 (L 870–2): A spectroscopic binary, consisting of a pair of DA stars with an orbital period of 1.55 days (Saffer, Liebert, & Olszewski 1988).

^c WD 0413–077 (40 Eri B): A well-studied nearby DA white dwarf. The mass ($0.501 M_\odot$) is taken from Provencal et al. 1998.

^d WD 0419–487 (RR Cae): This is an eclipsing precataclysmic binary system (DA6+dM6) with a 7.29 hr period. The distance (11 pc) and mass ($0.467 M_\odot$) are taken from Bruch 1999.

^e WD 0426+588 (Stein 2051B): A DC+dM binary system.

^f WD 0642-166 (Sirius B): This is the nearest white dwarf as well as the hottest ($T_{\text{eff}} = 24,790$ K) and second most massive ($1.034 M_\odot$; Holberg et al. 1998) of the white dwarfs in the local sample.

^g WD 0727+482 (G107–70): A visual binary consisting of two DC white dwarfs (Sion et al. 1991).

^h WD 0736+053 (Procyon B): A difficult to observe companion to the F 5 IV–V star Procyon. We have adopted the *Hipparcos* parallax and recent mass determination of $M = 0.602 M_\odot$ of Girard et al. 2000.

ⁱ WD 0747+073: A visual binary composed of two DC white dwarfs (Sion et al. 1991).

^j VB 4: Not in MS99, the *Hipparcos* parallax of the K0 V companion (HIP 56452) is 104.5 mas. Spectroscopic identification from Hawley et al. 1997. Identification confirmed by I. N. Reid (2001, private communication).

^k WD 1620–391 (CD 38°10980): A bright DA white dwarf in a wide binary system with a G5 V star.

^l WD 1748+708 (G240–72): This star is listed in MS99 as DXP9; however, BRL97 designate this as a “C₂H star.” We have designated it as DQ8 using the BRL97 temperature.

^m WD 1917–077 (LDS 678A): This star is classified as a DBQA5 showing weak He I $\lambda 4471$ and C I features (Wesemael et al. 1993). A gravitational redshift mass of $0.55 M_\odot$ is given by Oswald et al. 1991.

ⁿ WD 2048+263 (LHS 3589): BRL97 find a low spectroscopic mass of $0.23 M_\odot$ and note the possibility that this is a double degenerate system.

^o GD 1212: Not in MS99, the photometric distance is from Gliese & Jahreiss 1991.

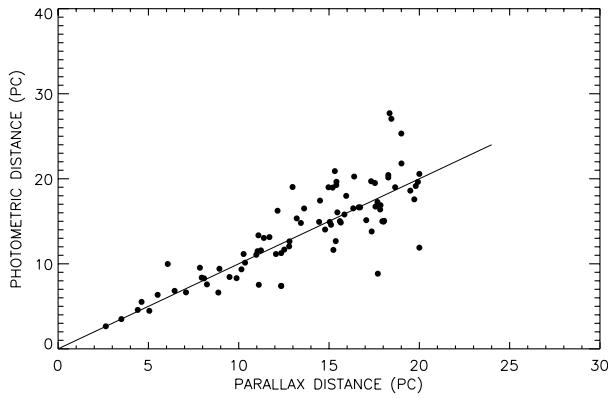


FIG. 1.—Comparison of the photometric and trigonometric distances for white dwarfs in the local sample

onstrating that the asymmetry should not be considered significant.

We discuss here the completeness of the local sample, in particular the completeness of the local sample out to a distance of 13 pc. First, we note that the distance of 13 pc is close enough that we are not excluding many faint cool white dwarfs based on apparent brightness. Because of the finite age of white dwarfs, the white dwarf luminosity function is truncated near absolute magnitudes of $M_v = 16.2$, so that at 13 pc the apparent magnitude of such stars is brighter than 17. Second, in Figure 3 we have plotted a cumulative $\log \sum N - \log(\text{distance})$ distribution of the local sample. Also shown in Figure 3 is a line representing the expected number of white dwarfs, assuming a constant local density of these stars. As can be seen, this assumption appears valid out to 13 pc, at which point the observed number falls below the expected number, as anticipated if the local sample is incomplete beyond this distance. The completeness of the white dwarfs out to 13 pc is consistent with the earlier results of Jahreiss (1987), who also considered the number of white dwarfs within 20 pc of the Sun from the Third Catalogue of Nearby Stars, and by Gleise, Jahreiss, & Uppgren (1986), who came to the same conclusion for stars of all types in the Third Catalogue of Nearby Stars. In addition, Dawson (1986) finds that the Luyten half-second (LHS) proper motion catalog (Luyten 1976) is complete to 0.5 yr^{-1} , which corresponds to a distance of ~ 13 pc. More recently, Fleming (1998) also finds that the sample of known M dwarfs is also largely complete to within 13 pc. Recently

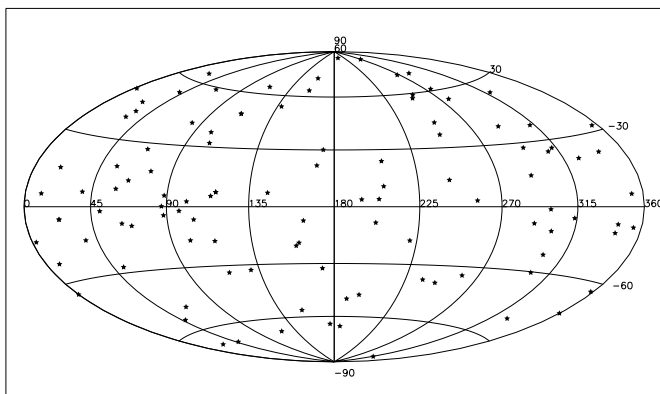


FIG. 2.—Hammer-Aitoff equal area projection of the equatorial coordinates of the local sample of white dwarfs within a radius of 20 pc of the Sun.

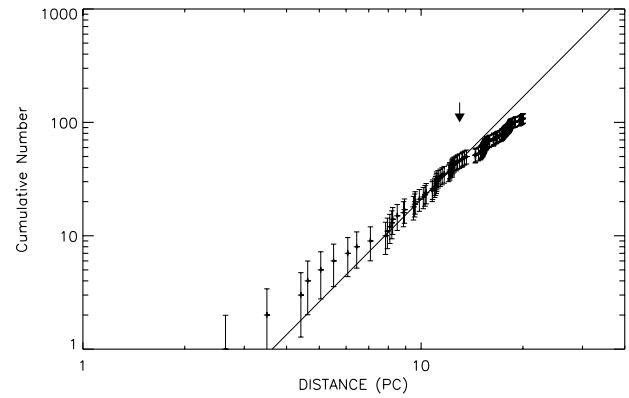


FIG. 3.—Cumulative $\log \sum N - \log(\text{distance})$ plot of the white dwarfs in the local sample. The error bars are Poisson uncertainties in the cumulative number of stars. The straight line represents the expected number of white dwarfs having a mean space density of $5.0 \times 10^{-3} \text{ pc}^{-3}$. The observed distribution of stars is consistent with a constant space density out to a distance of 13 pc (noted by arrow). The apparent excess at distances below ~ 7 pc is due to small numbers of stars. For example, removing Sirius B, the nearest white dwarf, from the sample significantly reduces this feature. Also note that the apparent “bump” ~ 13 pc is near the proper-motion cutoff of 0.5 yr^{-1} of the LHS catalog (Luyten 1976).

Flynn et al. (2001) have suggested a relatively low completeness for the LHS; however, these claims are contradicted by the results of Monet et al. (2000), who specifically searched for high proper motion stars overlooked by the LHS. From the relatively few such stars found, they confirm a relatively high completeness ($\sim 90\%$) for the LHS. Our subsequent determination of the local space and mass density of white dwarfs is derived exclusively from our 13 pc subsample.

We can also estimate the overall completeness of the local sample. As noted above, the local sample appears complete out to 13 pc. Within this volume we find a total of 46 white dwarfs. If we extrapolate the corresponding space density to a distance of 20 pc, there ought to be approximately 168 white dwarfs within a distance of 20 pc compared to our observed number of 109; thus, the local sample is approximately 65% complete out to 20 pc. From this it can be anticipated that another 50–60 white dwarfs remain to be discovered within 20 pc. The majority of these new stars will lie beyond 13 pc and be cool white dwarfs with visual magnitudes of 16 and 17; about 25% will be in binary systems.

Most of the 46 stars found within 13 pc have trigonometric parallaxes; however, eight stars possess only photometric distance estimates. The question arises, What is the potential effect on the number of stars within 13 pc by including these photometric distances? We have estimated this effect by using a Monte Carlo calculation in which the photometric distances are replaced by a random variable having a mean equal to the photometric distance and a standard deviation equal to 3.0 pc, which we obtain from the correlation between trigonometric and photometric distance in Figure 1. The results of this calculation for 1000 trials is that the mean number of stars with photometric distances less than 13 pc is 5.7, with a standard deviation of 3.0. Thus, the eight stars with photometric distances less than 13 pc is consistent with this result.

3.1. The Local Density of White Dwarfs

Using the local sample, we can directly estimate the local space density of white dwarfs. Assuming that the local sam-

ple of white dwarfs is complete out to a distance of 13 pc, we find a total of 46 white dwarfs. The local density of white dwarfs represented by the straight line in Figure 3 corresponds to $5.0 \times 10^{-3} \text{ pc}^{-3}$. If we assume that the local sample is representative of the mean density of white dwarfs in the Galactic plane near the Sun, then the uncertainty in this value can be determined from the Poisson variance of the number of stars within our 13 pc volume. Assuming this estimate to be representative of the Galactic plane near the Sun, the mean number density becomes $5.0 \pm 0.7 \times 10^{-3} \text{ pc}^{-3}$. The mass density due to white dwarfs can also be directly determined. Approximately 75% of the stars in the local sample have published spectroscopic mass estimates. These estimates are contained primarily in Bergeron, Ruiz, & Leggett (1997, hereafter BRL97), Leggett, Ruiz, & Bergeron (1998), and several other references. The average mass of the local sample stars with published masses is $0.65 M_{\odot}$, somewhat larger than the value of $\sim 0.57 M_{\odot}$ found from white dwarf mass distributions derived from spectroscopic studies of the general population of white dwarfs (see Finley et al. 1997 and references therein). However, the average mass of the local sample is near the value of $0.67 M_{\odot}$ found by BRL97 for their sample of cool white dwarfs. Among the effects BRL97 cite for this larger mass is the large fraction of non-DA stars in their sample. It is also near the mean mass of $0.68 M_{\odot}$ obtained by Silvestri et al. (2001) for the sample of common proper motion visual binaries containing white dwarfs. In computing the mass density, we have directly summed those stars with known masses and assigned the mean mass of the local sample to those stars with unknown masses. The corresponding mass density of white dwarfs in the local neighborhood is found to be $3.4 \pm 0.5 \times 10^{-3} M_{\odot} \text{ pc}^{-3}$, where the mass uncertainty corresponds to the uncertainty in the number density. This represents only 2% of the total dynamical mass density of $185 \pm 20 \times 10^{-3} M_{\odot} \text{ pc}^{-3}$ determined by Bahcall (1984).

Our white dwarf density can be compared with other recent published values of the white dwarf space density (n_{WD}) that have been determined using a variety of methods and that have varied by a factor of 2, ranging from 3.2 to $7.6 \times 10^{-3} \text{ pc}^{-3}$. For example, Sion & Liebert (1977) found 23 white dwarfs within 10 pc and obtained a space density of $5.0 \times 10^{-3} \text{ pc}^{-3}$. Shipman (1983), considering white dwarfs in astrometric binary systems, determined $n_{\text{WD}} = 4.6 \times 10^{-3} \text{ pc}^{-3}$, while Liebert et al. (1988), using a $1/V_{\text{max}}$ method, found local space density for single white dwarfs to be $3.2 \times 10^{-3} \text{ pc}^{-3}$. However, Weidemann (1991), who also considered the number of white dwarfs within 10 pc, revised the Liebert et al. results to suggest a higher value of $n_{\text{WD}} = 5.0 \times 10^{-3} \text{ pc}^{-3}$. More recently, Oswalt et al. (1996), using a $1/V_{\text{max}}$ method and estimating the completeness of their sample, have estimated a total density of $n_{\text{WD}} = 7.6^{+3.7}_{-0.7} \times 10^{-3} \text{ pc}^{-3}$ based on observations of a large number of wide binaries containing white dwarfs. Leggett et al. (1998), also using a $1/V_{\text{max}}$ technique, find $3.39 \times 10^{-3} \text{ pc}^{-3}$, and Knox, Hawkins, & Hambly (1999), using a southern hemisphere multicolor proper-motion survey, estimate $n_{\text{WD}} = 4.16 \times 10^{-3} \text{ pc}^{-3}$ from their “best guess sample.” Finally, TT99, considering a number of white dwarfs within 15 pc, find a value of $n_{\text{WD}} = 4.8 \times 10^{-3} \text{ pc}^{-3}$.

The local sample possesses several advantages over previous estimates of the white dwarf density derived from other samples. The chief advantages are its completely volume-limited nature and relatively high level of apparent

completeness. It does, however, suffer at present from a rather low sample size. This limitation, however, is likely to be diminished if the present zone of completeness is increased from 13 to 20 pc. We intend to do this part of the NSTARS program, which is aimed at discovering and cataloging the stellar population within 20 pc of the Sun. The primary statistical uncertainty in all present estimates of the space density of white dwarfs comes from the small sample size of typically ~ 50 stars. Wood & Oswalt (1998) used Monte Carlo calculations to estimate that for sample sizes of $N \sim 50$ white dwarfs, uncertainties in n_{WD} of $\sim 50\%$ are expected. There also exists a modest systematic uncertainty because of the possibility that future searches and surveys may lead to the discovery of additional white dwarfs within 13 pc. The slight north-south asymmetry in the number of stars within 13 pc hints at this possibility. Thus, while it is possible that the future may bring a modest increase in the number of white dwarfs in this volume, it is highly unlikely, given the quality of the present distance estimates, that the number of known stars will significantly decrease. Thus, our number and mass density estimates can be regarded as firm lower limits.

3.2. The Composition of the Local Sample

The types of white dwarf stars that make up the local sample are also of interest. This is in part due to the fact that the population ratio of the two primary spectral types, the H-rich DA stars and the non-DA stars, appears to undergo several changes as a function of effective temperature. That is, white dwarfs appear to change spectral classification based on the dominant atmospheric species as they cool. One of the most obvious manifestations of this is the decline in the DA to non-DA ratio. At temperatures of 20,000 K and above, this ratio reaches a value of 7:1, but declines to about 1:1 and lower for white dwarfs near 5000–4000 K (BRL97). In the local sample, we find the DA to non-DA ratio to be 1.2. This is consistent with the fact that there are few white dwarfs with $T_{\text{eff}} > 20,000$ K in the local sample. In this respect, the local sample is quite similar to the population of cool white dwarfs studied by BRL97, Leggett et al. (1998), and Oswalt et al. (1996). Indeed, many stars in these studies, which are drawn heavily from the LHS catalog (Luyten 1976), are also present in the local sample. It is also similar to the results of Sion & Oswalt (1988), who found a DA to non-DA ratio of 1 across all spectral types, and to that found for the Silvestri et al. (2001) sample. As indicated by Table 2, approximately 25% of the local sample of white dwarfs are members of binary systems. This includes 22 systems consisting of a white dwarf and one or more main-sequence stars. In most instances, the main-sequence star is an M dwarf. The above estimate of the binary fraction fol-

TABLE 2
THE LOCAL POPULATION OF WHITE DWARFS

Type	Number	Comments
DA.....	58	H-rich
DB.....	1	He-rich
DC.....	29	Continuous spectra—no features
DQ.....	12	Carbon features
DZ.....	8	Metal lines only
WD + MS.....	22	White dwarfs + main-sequence binary systems
WD + WD....	3	Double degenerate systems

lows directly from the number of known binaries in our sample and thus is, in effect, a lower limit to the true binary fraction. No attempt has been made to correct this estimate for the existence of possible unrecognized binary companions having low masses or small separations. In Table 2 we categorize the local sample separately by spectral type and binary nature. The spectral types in Table 2 are those described in Sion et al. (1983) and used in MS99.

4. CONCLUSIONS

Using the new version of the Catalog of Spectroscopically Identified White Dwarfs (MS99), we have identified 109 white dwarfs having trigonometric and color-based photometric distances within 20 pc of the Sun. The mean mass of this local sample, from published spectroscopic determina-

tions, is $0.64 M_{\odot}$. The local sample of white dwarfs appears to be complete out to a distance of 13 pc. There are 46 white dwarfs within this completeness radius from which we obtain a mean space density for white dwarfs in the vicinity of the Sun of $5.0 \pm 0.7 \times 10^{-3} \text{ pc}^{-3}$. The corresponding mean mass density is found to be $3.4 \pm 0.5 \times 10^{-3} M_{\odot} \text{ pc}^{-3}$. The DA to non-DA ratio of this sample is 1.2, and 25% of the white dwarfs are in binary systems, including three double degenerate systems.

We wish to acknowledge support from NASA grant NAGW5-9408. Also, T. D. O. wishes to thank the NSF for an internal grant that partially supported his contribution to this project. Thanks is also due to Hartmut Jahreiss, who pointed out inconsistencies in an earlier version of Table 1 in this paper.

REFERENCES

- Bahcall, J. N. 1984, *ApJ*, 276, 169
 Bergeron, P., Ruiz, M. T., & Leggett, S. K. 1997, *ApJS*, 108, 339 (BRL97)
 Bruch, A. 1999, *AJ*, 117, 3031
 Dawson, P. C. 1986, *ApJ*, 311, 984
 Finley, D. S., Koester, D., & Basri, G. 1997, *ApJ*, 488, 375
 Fleming, T. A. 1998, *ApJ*, 504, 461
 Fleming, T. A., Green, R. F., Jannuzi, B. T., Liebert, J., Smith, P. S., & Fink, H. 1993, *AJ*, 106, 1729
 Flynn, C., Sommer-Larsen, J., Fuchs, B., Graff, D. S., & Salim, S. 2001, *MNRAS*, 322, 553
 Girard, T. M., et al. 2000, *AJ*, 119, 2428
 Gliese, W., & Jahreiss, H. 1991, in *Third Catalogue of Nearby Stars* (Heidelberg: Astron. Rechen-Inst.), 161
 Gliese, W., Jahreiss, H., & Uggren, A. R. 1986, in *The Galaxy and the Solar System*, ed. R. Smoluchowski, J. Bahcall, & M. Matthews (Tucson: Univ. Arizona Press), 13
 Graff, D. S., Laughlin, G., & Freese, K. 1998, *ApJ*, 499, 7
 Green, R. F., Schmidt, M., & Liebert, J. 1986, *ApJS*, 61, 305
 Hawley, S. L., Gizis, J. E., & Reid, I. N. 1997, *AJ*, 113, 1458
 Holberg, J. B., Barstow, M. A., Burhweiler, F. C., Cruise, A. M., & Penny, A. J. 1998, *ApJ*, 497, 935
 Jahreiss, H. 1987, *Mem. Soc. Astron. Italiana*, 58, 53
 Kawaler, S. D. 1996, *ApJ*, 467, L61
 Knox, R. A., Hawkins, M. R. S., & Hambly, N. C. 1999, *MNRAS*, 306, 736
 Leggett, S. K., Ruiz, M. T., & Bergeron, P. 1998, *ApJ*, 497, 294
 Liebert, J., Dahn, C. C., & Monet, D. G. 1988, *ApJ*, 332, 891
 Luyten, W. J. 1976, *LHS Catalog* (Minneapolis: Univ. Minnesota Press)
 McCook, G. P., & Sion, E. M. 1987, *ApJS*, 65, 603
 ———. 1999, *ApJS*, 121, 1 (MS99)
 Monet, D. G., Fisher, M. D., Liebert, J., Canzian, B., Harris, H. C., & Ried, I. N. 2000, *AJ*, 120, 1541
 Oswalt, T. D., Sion, E. M., Hammond, G., Vauclair, G., Liebert, J. W., Wegner, G., Koester, D., & Marcum, P. M. 1991, *AJ*, 101, 583
 Oswalt, T. D., Smith, J. A., Wood, M. A., & Hintzen, P. 1996, *Nature*, 382, 692
 Perryman, M. A. C. 1997, *The Hipparcos and Tycho Catalogues* (ESA SP-1200; Noordwijk: ESA)
 Provencal, J. L., Shipman, H. L., Hg, E., & Thejll, P. 1998, *ApJ*, 494, 759
 Putney, A. 1997, *ApJS*, 112, 527
 Saffer, R. A., Liebert, J., & Olszewski, E. W. 1988, *ApJ*, 334, 947
 Saffer, R. A., et al. 1993, *AJ*, 105, 1945
 Schmidt, M. 1968, *ApJ*, 151, 393
 Shipman, H. L. 1983, in *IAU Colloq. 76, The Nearby Stars and the Luminosity Function*, ed. A. G. Davis Philip & A. R. Uggren (Schenectady: L. Davis Press), 163
 Silvestri, N. M., Oswalt, T. D., Wood, M. A., Smith, J. A., Reid, I. N., & Sion, E. M. 2001, *AJ*, 121, 503
 Sion, E. M., Greenstein, J. L., Landstreet, J. D., Liebert, J., Shipman, H. L., & Wegner, G. A. 1983, *ApJ*, 269, 253
 Sion, E. M., & Liebert, J. 1977, *ApJ*, 213, 468
 Sion, E. M., & Oswalt, T. D. 1988, *ApJ*, 326, 249
 Sion, E. M., Oswalt, T. D., Liebert, J., & Hintzen, P. 1991, *AJ*, 101, 1476
 Tat, H., & Terzian, Y. 1999, *PASP*, 111, 1258 (TT99)
 Van Altena, W. F., Lee, J. T., & Hoffleit, E. D. 1995, *The General Catalogue of Trigonometric Stellar Parallaxes* (4th Ed.; New Haven: Yale Univ. Obs.)
 Vauclair, G., Schmidt, H., Koester, D., & Allard, N. 1997, *A&A*, 325, 1055
 Weidemann, V. 1991, in *White Dwarfs*, ed. G. Vauclair & E. Sion (Dordrecht: Kluwer), 67
 Wesemael, F., Greenstein, J. L., Liebert, J., Lamontagne, R., Fontaine, G., Bergeron, P., & Glaspey, J. W. 1993, *PASP*, 105, 761
 Wood, M. A., & Oswalt, T. D. 1998, *ApJ*, 497, 870