

Florida Institute of Technology

## Scholarship Repository @ Florida Tech

---

Aerospace, Physics, and Space Science Faculty    Department of Aerospace, Physics, and Space  
Publications    Sciences

---

2011

### Measurement Of BB Angular Correlations Based On Secondary Vertex Reconstruction At $\sqrt{s} = 7$ TeV

Vardan Khachatryan

Marc M. Baarmand

B. Dorney

Samir Guragain

Marcus Hohlmann

*See next page for additional authors*

Follow this and additional works at: [https://repository.fit.edu/apss\\_faculty](https://repository.fit.edu/apss_faculty)



Part of the [Physics Commons](#)

---

---

**Authors**

Vardan Khachatryan, Marc M. Baarmand, B. Dorney, Samir Guragain, Marcus Hohlmann, Himali Kalakhety, Robert M. Ralich, Igor Vodopiyanov, and The CMS Collaboration

# Measurement of $B\bar{B}$ angular correlations based on secondary vertex reconstruction at $\sqrt{s} = 7$ TeV

---

## The CMS collaboration

ABSTRACT: A measurement of the angular correlations between beauty and anti-beauty hadrons ( $B\bar{B}$ ) produced in pp collisions at a centre-of-mass energy of 7 TeV at the CERN LHC is presented, probing for the first time the region of small angular separation. The B hadrons are identified by the presence of displaced secondary vertices from their decays. The B hadron angular separation is reconstructed from the decay vertices and the primary-interaction vertex. The differential  $B\bar{B}$  production cross section, measured from a data sample collected by CMS and corresponding to an integrated luminosity of  $3.1 \text{ pb}^{-1}$ , shows that a sizable fraction of the  $B\bar{B}$  pairs are produced with small opening angles. These studies provide a test of QCD and further insight into the dynamics of  $b\bar{b}$  production.

KEYWORDS: Hadron-Hadron Scattering

---

## Contents

<b>1</b>	<b>Introduction</b>	<b>1</b>
<b>2</b>	<b>The CMS detector</b>	<b>2</b>
<b>3</b>	<b>Monte Carlo simulation and QCD predictions</b>	<b>3</b>
<b>4</b>	<b>Event selection and data analysis</b>	<b>4</b>
4.1	Analysis overview	4
4.2	Vertex reconstruction and B candidate identification	5
4.3	Efficiency and resolution	6
4.4	Systematic uncertainties	8
<b>5</b>	<b>Results</b>	<b>11</b>
5.1	Differential distributions in $\Delta R$ and $\Delta\phi$	11
5.2	Comparisons with theoretical predictions	13
<b>6</b>	<b>Summary</b>	<b>14</b>

---

## 1 Introduction

Beauty quarks are abundantly produced through strong interactions in pp collisions at the CERN Large Hadron Collider (LHC). The hadroproduction of  $b\bar{b}$  pairs is measured to have a large cross section (of the order of  $100\ \mu\text{b}$ ) at a centre-of-mass energy of 7 TeV [1–3]. Detailed b quark production studies provide substantial information about the dynamics of the underlying hard scattering subprocesses within perturbative Quantum Chromodynamics (pQCD). In lowest order pQCD, i.e. in  $2 \rightarrow 2$  parton interaction subprocesses, momentum conservation requires the b and  $\bar{b}$  quarks to be emitted in a back-to-back topology. However, higher order  $2 \rightarrow 2 + n$  ( $n \geq 1$ ) subprocesses with additional partons (notably gluons) emitted, give rise to different topologies of the final state b quarks. Consequently, measurements of  $b\bar{b}$  angular and momentum correlations provide information about the underlying production subprocesses and allow for a sensitive test of pQCD leading-order (LO) and next-to-leading order (NLO) cross sections and their evolution with event energy scales. Studies of b quark production at the LHC may provide insight into the hadronisation properties of heavy quarks at these new energy scales, as well as better knowledge of the heavy quark content of the proton. In addition, identification of b quarks and precision measurements of their properties are crucial ingredients for new physics searches in which  $b\bar{b}$  hadroproduction is expected to be one of the main backgrounds.

In this paper, angular correlations between pairs of beauty hadrons, hereafter referred to as “B hadrons”, are studied with the Compact Muon Solenoid (CMS) detector, probing

for the first time the region of very small angular separation at  $\sqrt{s} = 7$  TeV. Measurements of  $B\bar{B}$ -pair production are presented differentially as a function of the opening angle for different event scales, characterised by the leading jet transverse momentum. The extrapolation back to the angular separation of the b quarks, which requires modeling of heavy quark fragmentation and hadronisation, is not considered in this analysis. The results are given for the visible kinematic range defined by the phase space at the hadron level.

Measurements of the full range of  $B\bar{B}$  angular separation demand good angular resolution and require the ability to resolve small opening angles when the two B hadrons are inside a single reconstructed jet. The kinematic properties of B hadrons can be reconstructed using jets, leptons from semileptonic decays of B hadrons or secondary vertices (SV) originating from the decay of long-lived B hadrons. In this analysis, a method based on an iterative inclusive secondary vertex finder that exploits the excellent tracking capabilities of the CMS detector is introduced. One advantage of this method is the unique capability to detect  $B\bar{B}$  pairs even at small opening angles, in which case the decay products of the B hadrons tend to be merged into a single jet and the standard B jet tagging techniques [4] are not applicable. Previously, studies of azimuthal  $b\bar{b}$  correlations using vertexing have been done at lower energy in  $p\bar{p}$  collisions [5, 6].

In section 2, a brief overview of the subdetectors relevant for this analysis is given. Section 3 describes the Monte Carlo (MC) simulations and the programs used for QCD predictions. The event selection, the analysis details, and the determination of efficiencies and systematic uncertainties are described in section 4. In section 5 we present the results and compare the data with theoretical predictions.

## 2 The CMS detector

A detailed description of the CMS detector can be found in ref. [7]. The central feature of the CMS apparatus is a superconducting solenoid of 6 m inner diameter, with a 3.8 T axial magnetic field. The subdetectors used in the present analysis are tracking detectors and calorimeters, located within the field volume. The tracker consists of a silicon pixel and silicon strip tracker covering the pseudorapidity range  $|\eta| < 2.5$ . The pixel tracker consists of three barrel layers and two endcap disks at each barrel end. The strip tracker has 10 barrel layers and 12 endcap disks. The barrel and endcap calorimeters ( $|\eta| < 3$ ) consist of a lead-tungstate crystal electromagnetic calorimeter (ECAL) and a brass/scintillator hadron calorimeter (HCAL). The ECAL and HCAL cells are grouped into towers, projecting radially outward from the interaction region, for triggering purposes and to facilitate jet reconstruction. The CMS experiment uses a right-handed coordinate system, with the origin at the nominal proton-proton collision point, the  $x$ -axis pointing towards the centre of the LHC ring, the  $y$ -axis pointing upwards (perpendicular to the LHC plane), and the  $z$ -axis pointing along the anticlockwise beam direction. The polar angle  $\theta$  is measured from the positive  $z$ -axis and the azimuthal angle  $\phi$  is measured from the positive  $x$ -axis in the  $xy$  plane. The radius  $r$  denotes the distance from the  $z$ -axis and the pseudorapidity is defined by  $\eta = -\ln(\tan(\theta/2))$ .

### 3 Monte Carlo simulation and QCD predictions

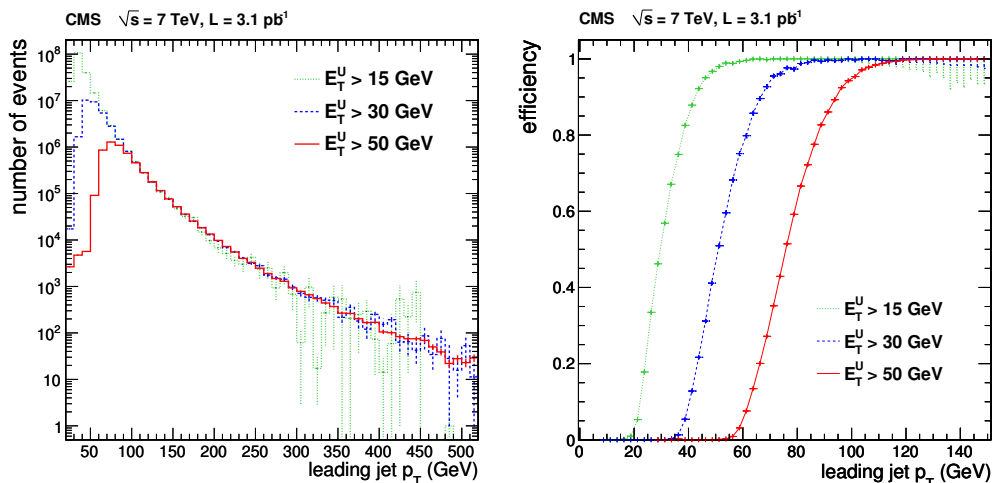
Different simulation programs at the LO and the NLO level have been utilized to describe the b production process within perturbative QCD. Within the LO picture, three parton level production subprocesses can be defined [8, 9], conventionally denoted by flavour creation (FCR), flavour excitation (FEX) and gluon splitting (GSP), and are implemented in Monte Carlo event generators like PYTHIA [10] and HERWIG [11]. These subprocesses are related to different final state topologies. Notably, in FCR processes the  $b\bar{b}$  pairs are expected to be emitted in a back-to-back topology, which corresponds to a large angular separation between the b and  $\bar{b}$  quarks, whereas in GSP the pair emission follows a more collinear topology, i.e. a small angular separation between the b and  $\bar{b}$  quarks. At higher orders in QCD, the FCR, FEX and GSP separation of production subprocesses becomes meaningless and only the combination of the  $2 \rightarrow 2$  and  $2 \rightarrow 2 + n$  ( $n \geq 1$ ) subprocesses is relevant. Calculations of such processes are implemented in MC@NLO [12–14] or FONLL [15]. The MADGRAPH/MADEVENT [16, 17] generator provides the possibility to simulate  $2 \rightarrow 2, 3$  subprocesses at tree-level, providing a hybrid solution between  $2 \rightarrow 2$  at LO and the NLO simulations. We use also the CASCADE [18] generator, which is based on off-shell LO matrix elements using high-energy factorization [19] convolved with unintegrated parton distributions.

The basic Monte Carlo event generator applied in this analysis is the LO PYTHIA program (version 6.422 [10]), which is used to determine selection efficiencies and to optimise the vertexing algorithm for B hadron reconstruction. The event samples are generated applying the standard PYTHIA settings [10] with tune D6T [20] for the underlying event and with the CTEQ6L1 [21] proton parton distribution functions (PDF). All events generated by the PYTHIA program are processed with a detailed simulation of the CMS detector response based on the GEANT4 package [22].

For comparison with theoretical predictions, events with two and three partons in the final state are generated by means of the MADGRAPH/MADEVENT4 program, where the showering is performed with PYTHIA, and the jet matching scheme used is “ $k_T$ -MLM” [23]. The CTEQ6L1 [21] parton distribution functions are used, and the mass of the b quark is set to  $m_b = 4.75$  GeV.

For the events produced with the CASCADE generator, the CCFM set A [24] of parton distributions is used. The calculations include the processes  $g^*g^* \rightarrow b\bar{b}$  and  $g^*q \rightarrow gq \rightarrow b\bar{b}X$ . The matrix element of  $g^*g^* \rightarrow b\bar{b}$  already includes a large fraction of the process  $g^*g \rightarrow gg \rightarrow b\bar{b}X$  [19, 25], therefore  $g^*g \rightarrow gg \rightarrow b\bar{b}X$  is not added to avoid double counting.

A further set of QCD events is produced by means of the MC@NLO generator (version 3.4 [14] with standard scale settings and b-quark mass  $m_b = 4.75$  GeV), which matches NLO QCD matrix element calculations with parton shower simulations as implemented in HERWIG (version 6.510) [11]. The proton PDF set used is CTEQ6M [21]. For the NLO generated events, no full CMS detector simulation is done. Subsequent to the parton showering and hadronisation process, the generated stable particles in the events are clustered into jets with the anti- $k_T$  jet algorithm [26].



**Figure 1.** The measured transverse momentum distributions of the leading jet in the event (left) and measured efficiency to trigger an event on the high-level trigger as a function of jet  $p_T$  (right), for three different trigger thresholds.

## 4 Event selection and data analysis

The data sample used in this analysis was collected by the CMS experiment during 2010 at a centre-of-mass energy of  $\sqrt{s} = 7$  TeV and corresponds to an integrated luminosity of  $3.1 \pm 0.3 \text{ pb}^{-1}$ . Only data from runs when the CMS detector components relevant for this analysis were fully functional and when stable beam conditions were present are used. Events from non-collision processes are rejected by requiring a primary (“collision”) vertex (PV) [27, 28] with at least four well reconstructed tracks. Background from beam-wall and beam halo events, and events faking high energy deposits in the HCAL, are filtered out based on pulse shape, hit multiplicity and timing criteria [29].

### 4.1 Analysis overview

The analysis relies on the single-jet trigger in both the hardware-level (L1) and the software high-level (HLT) components of the CMS trigger system [7]. We require at least one HLT jet with uncorrected transverse calorimetric energy  $E_T^U$  above a trigger threshold of 15, 30 or 50 GeV. Figure 1 shows the leading jet transverse momentum ( $p_T$ ) spectra with particle flow jets [30] and the corresponding trigger efficiency dependence on  $p_T$ . The efficiencies, also shown in figure 1, are determined using events selected with a lower  $E_T^U$  (prescaled) trigger.

The event sample is then divided into three energy scale bins corresponding to the  $p_T$  ranges where the different jet triggers are over 99% efficient. These correspond to samples where the transverse momenta of the leading jet, using corrected jet energies [31], exceed 56, 84 and 120 GeV, respectively. The effective integrated luminosity, taking into account the trigger prescale factors, corresponds to  $0.031$ ,  $0.313$  and  $3.069 \text{ pb}^{-1}$ , respectively, for the three samples, including some overlap.

The visible kinematic range for the measurements is defined at the B hadron level by the requirements  $|\eta(\text{B})| < 2.0$  and  $p_T(\text{B}) > 15$  GeV for both of the B hadrons. The leading jet used to define the energy scale is required to be within  $|\eta(\text{jet})| < 3.0$ .

In this analysis, the HLT triggered events are required to have at least one reconstructed jet with a corrected  $p_T$  above a threshold, a reconstructed PV, and in addition at least two reconstructed secondary vertices (SV). For the offline jet reconstruction, particle flow objects [30] are clustered with the anti- $k_T$  jet algorithm [26, 32] with a distance parameter  $R_{k_T} = 0.5$ . For further  $B\bar{B}$  angular analysis, these generic secondary vertices are required to originate from B hadron decays, as described in the following paragraphs.

The flight direction of the original B hadron is approximated by the vector  $\vec{S\bar{V}}$ , joining the PV (position of B hadron production) and the SV (position of the B hadron decay). The length  $|\vec{S\bar{V}}|$  is the three-dimensional flight distance ( $D_{3D}$ ) and its significance is given by  $S_{3D} = D_{3D}/\sigma(D_{3D})$ , where  $\sigma(D_{3D})$  is the uncertainty of  $D_{3D}$ .

In an event with two SVs, which are considered to originate from a  $b\bar{b}$  pair, the angular correlation variables between the B and  $\bar{B}$  hadrons are calculated using their flight directions. Typical variables used for the characterization of the angular correlations between the two hadrons are the difference in azimuthal angles ( $\Delta\phi$ ) and the difference in polar angles, usually expressed in terms of pseudorapidity ( $\Delta\eta$ ), or the combined separation variable  $\Delta R = \sqrt{\Delta\eta^2 + \Delta\phi^2}$ .

The kinematic regions with  $\Delta R < 0.8$  and with  $\Delta R > 2.4$  are used for comparisons or normalisations of the simulation. The cross sections integrated over these two regions will be denoted by  $\sigma_{\Delta R < 0.8}$  and by  $\sigma_{\Delta R > 2.4}$ , and the ratio by  $\rho_{\Delta R} = \sigma_{\Delta R < 0.8}/\sigma_{\Delta R > 2.4}$ . This is inspired by the theoretical predictions, since at low  $\Delta R$  values the gluon splitting process is expected to contribute significantly, whereas at high  $\Delta R$  values flavour creation prevails.

## 4.2 Vertex reconstruction and B candidate identification

The primary vertex is reconstructed from tracks of low impact parameter with respect to the nominal interaction region. In cases of multiple interactions in the same bunch crossing (pile-up events), the primary interaction vertex is chosen to be the one with the largest squared transverse momentum sum  $S_T = \sum p_{T_i}^2$ , where the sum runs over all tracks associated with the vertex. Residual effects from pile-up events are found to be negligible.

Next, the events are required to have at least two reconstructed secondary vertices. An inclusive secondary vertex finding (IVF) technique, completely independent of jet reconstruction, is applied for this purpose. This technique reconstructs secondary vertices by clustering tracks around the so-called seeding tracks characterized by high three-dimensional impact parameter significance  $S_d = d/\sigma(d)$ , where  $d$  and  $\sigma(d)$  are the impact parameter and its uncertainty at the PV, respectively. The tracks are clustered to a seed track based on their compatibility given their separation distance in three dimensions, the separation distance significance (distance normalised to its uncertainty), and the angular separation. The clustered tracks are then fitted to a common vertex with an outlier-resistant fitter [33, 34]. The vertices sharing more than 70% of the tracks compatible within the uncertainties are merged. As a final step, all tracks are assigned to either the primary or the secondary vertices on the basis of the significance of the track to vertex distance.

In this analysis, a SV is required to be made up of at least three tracks, to have a maximal two-dimensional flight distance  $D_{xy} = |\vec{S\bar{V}}_{xy}| < 2.5$  cm, a minimal two-dimensional flight distance significance  $S_{2D} = D_{xy}/\sigma(D_{xy}) > 3$ , and to possess a vertex



mass  $m_{SV} < 6.5$  GeV. Here,  $\sigma(D_{xy})$  is the uncertainty on  $D_{xy}$ . The four-momentum of the vertex  $p_{SV} = (E_{SV}, \vec{p}_{SV})$  is calculated as the sum  $p_{SV} = \sum p_i$  over all tracks fitted to that vertex, with  $p_i = (E_i, \vec{p}_i)$ , using the pion mass hypothesis for every track to obtain its energy  $E_i$ . The vertex mass  $m_{SV}$  is calculated as  $m_{SV}^2 = E_{SV}^2 - \vec{p}_{SV}^2$ . The four-momentum of the reconstructed B hadron candidate is then identified with the SV four-momentum, and thus the variables  $p_T(B), \eta(B)$  for the B hadron candidates are readily calculated from  $p_{SV}$ .

Events with at least two secondary vertices may originate from any of the following processes: a) true 'signal'  $B\bar{B}$  events; b) true  $B\bar{B}$  events where at least one B hadron is not correctly reconstructed (SV from other sources); c) QCD events with light quark and gluon jets, which enter through misidentification of vertices not originating from B decay; d) direct  $c\bar{c}$  production with long lived D hadrons; e) sequential  $B \rightarrow D \rightarrow X$  decay chains, where B hadrons decay to long lived D hadrons, and both B and D vertices are reconstructed. The  $B\bar{B}$  signal events contain a fraction from top quark pair production of less than 1% [35, 36].

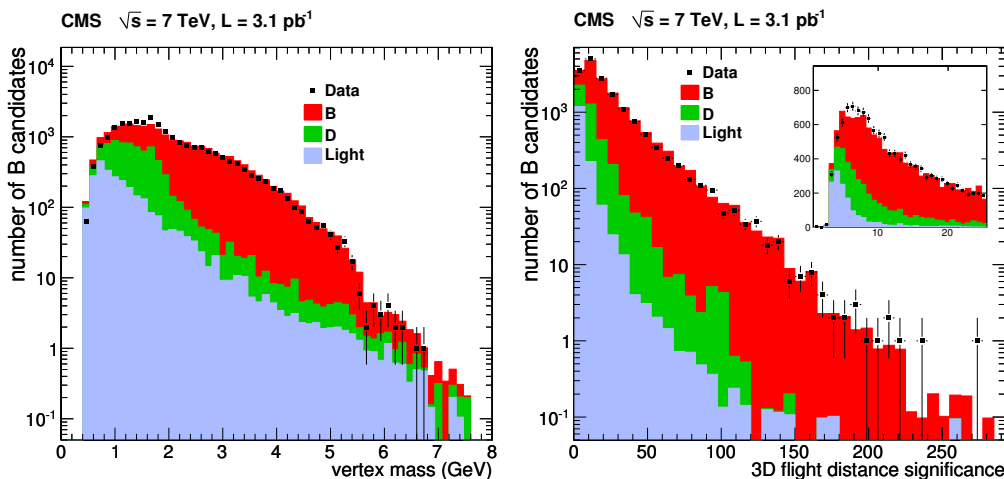
Often, both the B and D decay vertices are reconstructed by the IVF. Such topologies need to be distinguished from events with two quasi-collinear B hadrons. To achieve this, an iterative merging procedure is applied to vertices with  $\Delta R < 0.4$ . The procedure is optimised to yield a single B candidate associated with a decay chain  $B \rightarrow D \rightarrow X$ , while successfully retaining two B candidates also in events where two real B hadrons are emitted nearly collinearly. The vertices are merged into a single B candidate if the invariant mass of the sum over all tracks is below 5.5 GeV and  $\cos \beta > 0.99$ , where  $\beta$  is the angle between the line connecting the two vertices and the sum of the momenta of the tracks associated to the vertex at largest distance from the PV.

All B candidates are retained if they have a minimal 3D flight distance significance  $S_{3D} > 5$ , a pseudorapidity  $|\eta(\text{SV})| < 2$ , a transverse momentum  $p_T(\text{SV}) > 8$  GeV, and a vertex mass  $m_{SV} > 1.4$  GeV. The quality of the B candidate reconstruction technique is illustrated in figure 2 for events with a leading jet having  $p_T > 84$  GeV (all selection cuts apart from those on the shown quantities are applied). The simulation describes the data very well in terms of vertex mass and 3D decay length significance distribution.

Only those events which have exactly two B hadron candidates and which have a vertex mass sum  $m_1 + m_2 > 4.5$  GeV are retained. A total of 160, 380 and 1038 events pass all these requirements for the three leading jet  $p_T$  bins, respectively from the lowest to the highest. The overall contributions from events with three or more B candidates is found to be negligible (less than 1%).

### 4.3 Efficiency and resolution

This analysis uses selection efficiency corrections as a function of the leading jet  $p_T$  and the  $\Delta R$  between the two SVs. The corrections are determined from the simulated PYTHIA event samples. They extrapolate from the measured vertex momenta to the visible phase space of long-lived B hadrons, defined by  $|\eta(B)| < 2.0$ , and  $p_T(B) > 15$  GeV. The momentum measured by the vertex candidate represents of the order of 50% of the true B hadron momentum. The overall event reconstruction efficiencies (including both B hadron decays)



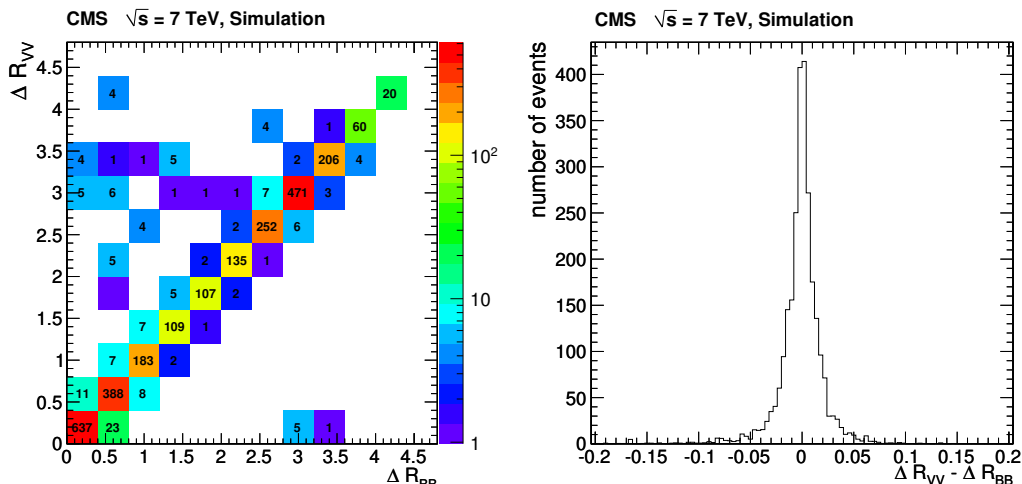
**Figure 2.** Properties of the reconstructed B candidates: vertex mass distribution (left) and flight distance significance distribution (right). The inset in the right plot shows a zoom of the flight distance significance distribution with narrower bins and linear scale. The data are shown by the solid points. The decomposition into the different sources, beauty, charm and light quarks, is shown for the PYTHIA Monte Carlo simulation. The simulated distributions are normalised to the total number of data events. All selection cuts apart from those on the shown quantities are applied.

are found to be 7.4%, 9.3% and 10.7%, on average, for the three jet  $p_T$  bins, respectively from the lowest to the highest.

The validity of the  $\Delta R$ -dependence of the efficiencies obtained from simulation is checked using a data driven method based on event mixing, as illustrated below. It is found that the  $\Delta R$ -dependence is well described by the simulation, justifying this approach. The differences are used to estimate the systematic uncertainties.

The resolution achieved in the  $\Delta R$  reconstruction is estimated from simulation. The comparison of the  $\Delta R$  values reconstructed between the two vertices  $\Delta R_{VV}$  with the values calculated between the original true B hadrons  $\Delta R_{BB}$ , determines the resolution. This is illustrated in figure 3, which shows the two-dimensional distribution  $\Delta R_{VV}$  versus  $\Delta R_{BB}$  and its projection onto the diagonal ( $\Delta R_{VV} - \Delta R_{BB}$ ). A fit to this projection directly yields an average resolution better than 0.02 in  $\Delta R$  for the core region, a value much smaller than the  $\Delta R$  bin width of 0.4.

In order to calculate differential cross sections, a  $\Delta R$ -dependent purity correction is applied. The contributions to purity due to migration are illustrated in figure 3 (left). The total number of event entries off the diagonal is found to be about 3%. The largest impurity occurs close to  $\Delta R_{VV} \approx 3$  as can be seen in the 2D plot. These events are due to misreconstructed collinear events where only one B hadron is reconstructed, while a fake vertex is found in the recoiling light quark jet. The largest effect on a single bin is below 10% and this is taken into account in the purity correction. The uncertainty arising from this correction is included in the systematic uncertainties. The average  $B\bar{B}$  purity, including all background contributions listed in section 4.2, is found to be 84%, with a variation within about  $\pm 10\%$  over the full  $\Delta R$  range in the visible region for the three leading jet  $p_T$  bins.



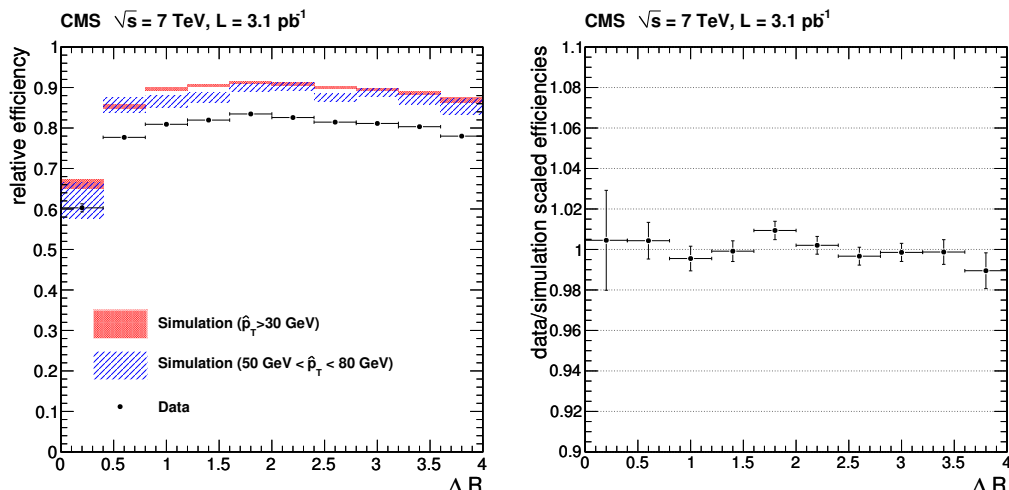
**Figure 3.** Resolution of the  $\Delta R$  reconstruction, obtained using simulation for the leading jet  $p_T > 84$  GeV sample. Left:  $\Delta R$  values reconstructed between the two secondary vertices  $\Delta R_{VV}$  versus the values between the original B hadrons  $\Delta R_{BB}$ , in the visible B hadron phase space (see text). Right: projection onto the diagonal ( $\Delta R_{VV} - \Delta R_{BB}$ ). The numbers in the boxes represent the number of events reconstructed in that particular bin.

#### 4.4 Systematic uncertainties

Uncertainties relevant to the shape of the differential distributions are crucial for this paper. The consistency in shape between the data and the simulation is assessed and the systematic uncertainties are estimated by data driven methods. The systematic uncertainties related to the absolute normalisation are much larger than the shape dependent ones. They sum up to a total of 47%, but do not affect the shape analysis (see below). The dominant contribution originates from the B hadron reconstruction efficiency ( $\pm 20\%$ , estimated in [4]), which amounts to a total of 44% for reconstructing two B hadrons.

In the following the shape dependent systematic uncertainties for the  $\Delta R$  distributions are discussed. The values are quoted in terms of the relative change of the integrated cross section ratio  $\rho_{\Delta R} = \sigma_{\Delta R < 0.8} / \sigma_{\Delta R > 2.4}$ . Very similar  $\rho$  systematic uncertainties arise for the  $\Delta\phi$  distributions and, hence, they are not quoted separately.

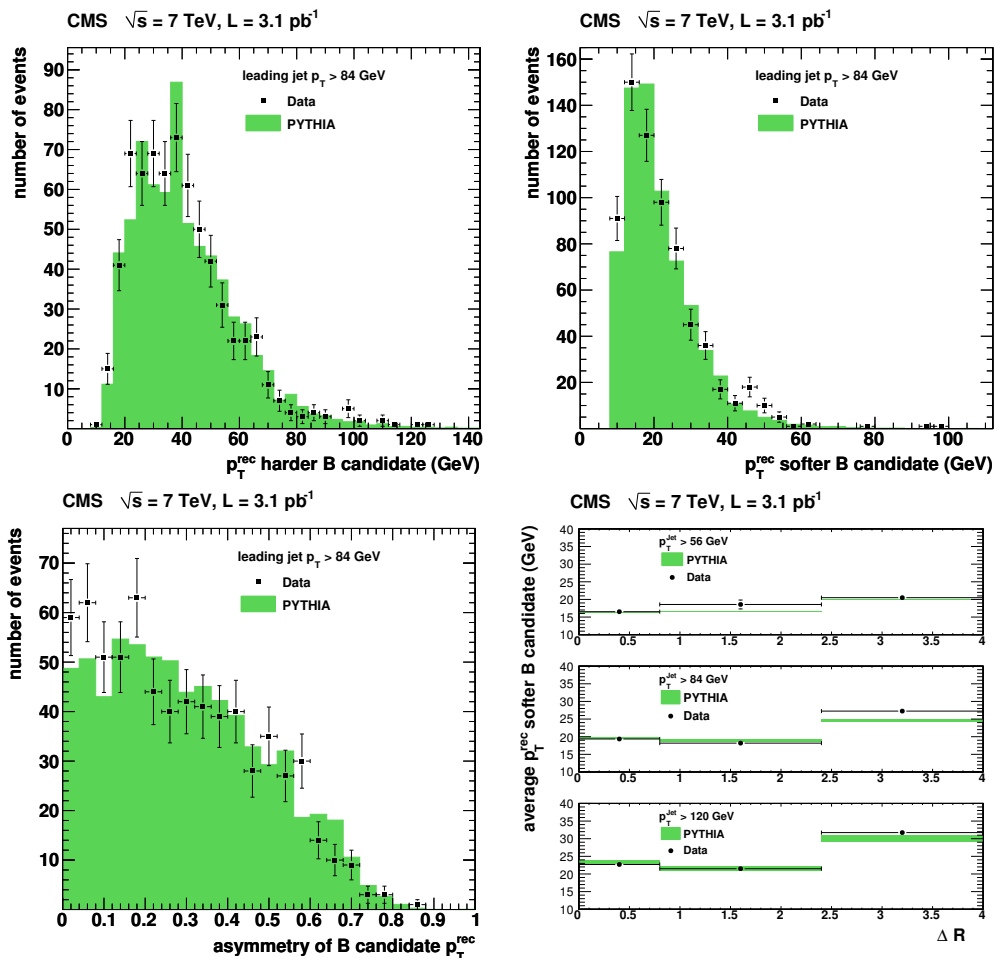
- *Algorithmic effects.* The shape of the  $\Delta R$  dependence of the efficiency  $\alpha(\Delta R)$  is checked by means of an event mixing method. This event mixing technique mimics an event with two genuine SVs by merging two independent events, where each has at least one reconstructed SV. The positions of the two PVs are required to be within  $20 \mu\text{m}$  in three-dimensional space. This mixed event is then analysed and the fraction of cases where both original SVs are again properly reconstructed is used to determine the  $\Delta R$  dependence of the efficiency to find two genuine SVs in an event which had the SVs already reconstructed. The shape of this efficiency  $\alpha(\Delta R)$  is determined for the data and for the simulated samples independently in bins of  $\Delta R$ . The vertex reconstruction efficiency as a function of  $\Delta R$  for data and for simulation, and their ratio are shown in figure 4. Since in this analysis the shape is the most relevant



**Figure 4.** Study of the vertex reconstruction efficiency by the event mixing method. Shown as a function of  $\Delta R$  are the relative vertex reconstruction efficiency (left)  $\alpha(\Delta R)$  (see text), and the ratio (right) between the quantities  $\alpha(\Delta R)$  determined from the data and from the simulation. The simulated  $\alpha(\Delta R)$  distribution (left) is shown for two energy scales, characterized by  $\hat{p}_T$ , the PYTHIA parameter describing the transverse momentum in the hard subprocess. The ratio (right) is rescaled to unity to estimate the accuracy of the simulated shape.

property, the values in figure 4 (right) have been rescaled to the mean value. This ratio exhibits good consistency in shape between simulation and data over the full  $\Delta R$  range, including the region of small  $\Delta R$ . The differences are found to be within 2% and are taken as systematic uncertainties.

- *B hadron momenta.* The mean reconstruction efficiency for an observed  $\Delta R$  value strongly depends on the kinematic properties of the B hadron pair. It depends on the  $p_T$  of each B hadron and predominantly on the softer of the two. Since all efficiency corrections are taken from the MC simulation, it is important to verify that the kinematic behaviour of the  $B\bar{B}$  pairs is also properly modelled by the simulation. Confidence in the Monte Carlo modelling is provided by comparing the transverse momentum distributions of the reconstructed B candidates derived from data and from Monte Carlo simulation. The distributions of the reconstructed  $p_T$  of the harder and of the softer of the two hadrons, their asymmetry, as well as the  $\Delta R$  dependence of the average reconstructed  $p_T$  of the softer hadron for the three leading jet  $p_T$  regions, are shown in figure 5. The differences between the data and the simulation, convolved with the  $p_T$ -dependent efficiency, are found to have an effect on the final result of between 4% and 8%. These values are used to estimate the systematic uncertainties reported in table 1 as “B hadron kinematics”.
- *Uncertainty on the Jet Energy Scale (JES).* The JES influences the  $\Delta R$  shape of the two B hadrons. Its effect on the  $p_T$  of the leading jet is estimated assuming a linear rise of the  $p_T$  dependency of the relative cross section ratio (see below). Given that the higher  $p_T$  scales exhibit a larger relative contribution to the cross section



**Figure 5.** Distributions of the reconstructed  $p_T$  of the two B hadrons:  $p_T$  of the harder B hadron (top left);  $p_T$  of the softer B hadron (top right); asymmetry (bottom left) of the  $p_T$  of the harder and the softer B hadron; average  $p_T$  (bottom right) of the softer B hadron as a function of  $\Delta R$  for data (solid dots) and PYTHIA simulation (green bars) for the three leading jet  $p_T$  regions.

at low  $\Delta R$ , the actual  $\Delta R$  shape is distorted by this effect. The uncertainty on the JES is determined by assuming a  $\pm 3\%$  [31] uncertainty on average for the energy region relevant for this analysis. An additional  $\pm 5\%$  is added to take into account the differences in the jet energy corrections between b and light jets as estimated in the simulation. This yields a variation in the  $\Delta R$  shape within 6%, which is taken as systematic uncertainty.

- *Phase space correction.* The measurements of vertices are corrected to the visible phase space of the B hadrons defined by  $|\eta(B)| < 2.0$  and  $p_T(B) > 15$  GeV, using the PYTHIA Monte Carlo simulation. In the analysis only reconstructed B hadrons above a  $p_T$  of 8 GeV are considered. The uncertainty arising from this choice has been estimated by varying the  $p_T$  cut on the reconstructed vertex from 8 to 10 GeV, re-computing the MC correction and repeating the final measurement. The uncertainty is found to be 2.8%.

Source of uncertainty in shape	Change in $\rho_{\Delta R} = \sigma_{\Delta R < 0.8} / \sigma_{\Delta R > 2.4}$ (%)		
	Leading jet $p_T$ bin (GeV)		
	> 56	> 84	> 120
Algorithmic effects (data mixing)	2.0	2.0	2.0
B hadron kinematics ( $p_T$ of softer B)	8.0	7.0	4.0
Jet energy scale	6.0	6.0	6.0
Phase space correction	2.8	2.8	2.8
Bin migration from resolution	0.6	1.3	2.1
Subtotal shape uncertainty	10.6	9.9	8.3
MC statistical uncertainty	13.0	13.0	13.0
Total shape uncertainty	16.8	16.4	15.4

**Table 1.** Systematic uncertainties affecting the shape of the differential cross section as a function of  $\Delta R$ , for the three leading jet  $p_T$  regions. The values are quoted in terms of percentage changes of the integrated cross section ratio  $\rho_{\Delta R}$ . In the figures, these values are included for each bin. Very similar systematic uncertainties are assumed for the  $\Delta\phi$  distributions.

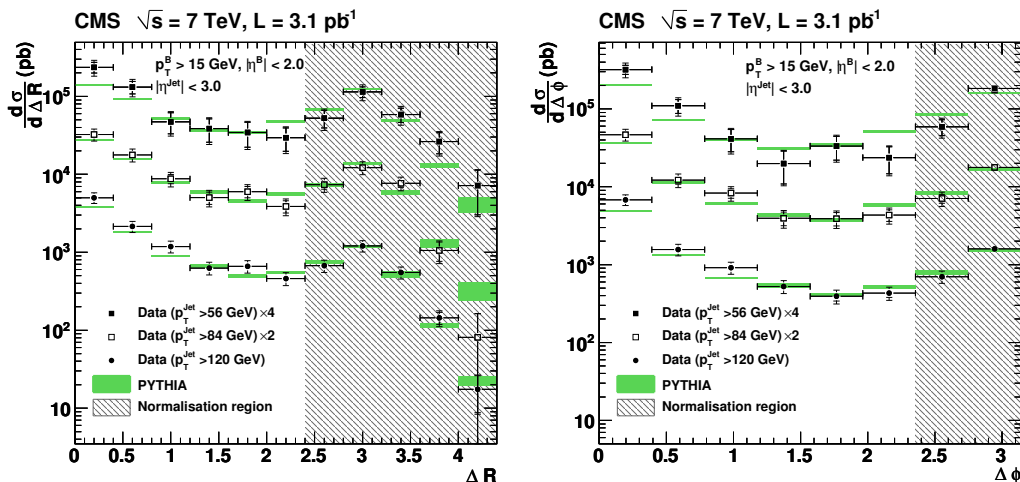
- *Migration.* The bin-to-bin migrations in the sample are small because, as shown in figure 3, the core of the vertex resolution in  $\Delta R$  (0.02) is much smaller than the chosen bin width (0.4). The migrations are taken into account through the efficiency corrections. The off-diagonal contributions (predominantly at  $\Delta R_{VV} \approx \pi$  from misreconstructed collinear gluon splitting events, with one vertex from the recoiling jet) are subtracted on a bin-to-bin basis. An uncertainty of up to 2.1% on this purity correction is obtained by increasing the small angle  $\Delta R < 0.8$  contribution by 50% (compatible with the measured results, as presented below).
- *Monte Carlo statistics.* An additional bin-to-bin systematic uncertainty results from the limited number of simulated events. An uncertainty of 13% is used, conservatively taking the maximum value of either the statistical uncertainty of the simulation or half of the largest bin-to-bin fluctuation observed in the correction function between any of the  $\Delta R$  bins. This uncertainty is mostly relevant for figures 6 and 8; its effect is reduced in figure 7.

The shape-dependent systematic uncertainties are calculated and included binwise in the figures, as indicated by the outer error bars which show statistical and systematic uncertainties added in quadrature. They are summarised in table 1. The overall normalisation uncertainties are not included in the error bars in the figures.

## 5 Results

### 5.1 Differential distributions in $\Delta R$ and $\Delta\phi$

The differential cross section of  $B\bar{B}$ -pair production is measured as a function of the angular separation variables  $\Delta R$  and  $\Delta\phi$  between the two reconstructed B hadrons for three different energy scales. The results are presented for the visible kinematic phase space of



**Figure 6.** Differential  $B\bar{B}$  production cross sections as a function of  $\Delta R$  (left) and  $\Delta\phi$  (right) for the three leading jet  $p_T$  regions. For clarity, the  $p_T > 56$  and  $84$  GeV bins are offset by a factor 4 and 2, respectively. For the data points, the error bars show the statistical (inner bars) and the total (outer bars) uncertainties. A common uncertainty of 47% due to the absolute normalisation on the data points is not included. The symbols denote the values averaged over the bins and are plotted at the bin centres. The PYTHIA simulation (shaded bars) is normalised to the region  $\Delta R > 2.4$  or  $\Delta\phi > \frac{3}{4}\pi$ , as indicated by the shaded normalisation regions. The widths of the shaded bands indicate the statistical uncertainties of the predictions.

the B hadrons and the leading jet  $p_T$  ranges as defined in section 4.1. The cross sections are determined by applying efficiency corrections and normalising to the total integrated luminosity, according to

$$\left(\frac{d\sigma_{\text{visible}}(pp \rightarrow B\bar{B} X)}{dA}\right)_i = \frac{N_i(\text{data}) \cdot f_i}{\Delta A_i \cdot \mathcal{L} \cdot \epsilon_i}, \quad (5.1)$$

where  $N_i(\text{data})$  denotes the number of selected signal  $B\bar{B}$  events in bin  $i$ ,  $\mathcal{L}$  the integrated luminosity,  $\epsilon_i$  the total efficiency,  $f_i$  the purity correction factor, and  $\Delta A_i$  the width of bin  $i$  in variable  $A$ , with  $A$  being  $\Delta R$  or  $\Delta\phi$ .

The measured cross sections are shown in figure 6 as a function of  $\Delta R$  and  $\Delta\phi$  for the three leading jet  $p_T$  regions. The error bars on the data points include statistical and uncorrelated systematic uncertainties. An uncertainty of 47% common to all data points due to the absolute normalisation is not shown in the figure. The bars shown for the PYTHIA simulation in figure 6 are normalised to the region  $\Delta R > 2.4$  or  $\Delta\phi > \frac{3}{4}\pi$ , where the theory calculations are expected to be more reliable, since the cross section is anticipated to be dominated by leading order diagrams (flavour creation).

It is interesting to note that the cross sections at small values of  $\Delta R$  or  $\Delta\phi$  are found to be substantial. They exceed the cross sections observed at large angular separation values, the configuration where the two B hadrons are emitted in opposite directions.

The scale dependence is illustrated in table 2 and figure 7, where the left panel shows the ratio  $\rho_{\Delta R}$  as a function of the leading jet  $p_T$ , a measure of the hard interaction scale.



Jet $p_T$						$\rho_{\Delta R} = \sigma_{\Delta R < 0.8} / \sigma_{\Delta R > 2.4}$		
Cut (GeV)	$\langle p_T \rangle$ (GeV)	$\sigma_{\Delta R < 0.8}$ (nb)	$\sigma_{\Delta R > 2.4}$ (nb)	$\langle \epsilon \rangle$ (%)	$\langle P \rangle$ (%)	Data (stat+sys)	PYTHIA (stat)	MADGRAPH (stat)
> 56	72	$37 \pm 18$	$26 \pm 12$	7.4	84.9	$1.42 \pm 0.29$	$0.89 \pm 0.02$	$1.53 \pm 0.07$
> 84	106	$10.0 \pm 4.8$	$5.7 \pm 2.7$	9.3	84.6	$1.77 \pm 0.26$	$1.51 \pm 0.05$	$2.60 \pm 0.09$
> 120	150	$2.9 \pm 1.4$	$1.0 \pm 0.5$	10.7	83.2	$2.74 \pm 0.32$	$2.13 \pm 0.07$	$3.64 \pm 0.11$

Jet $p_T$						$\rho_{\Delta\phi} = \sigma_{\Delta\phi < \frac{1}{4}\pi} / \sigma_{\Delta\phi > \frac{3}{4}\pi}$		
Cut (GeV)	$\langle p_T \rangle$ (GeV)	$\sigma_{\Delta\phi < \frac{1}{4}\pi}$ (nb)	$\sigma_{\Delta\phi > \frac{3}{4}\pi}$ (nb)	$\langle \epsilon \rangle$ (%)	$\langle P \rangle$ (%)	Data (stat+sys)	PYTHIA (stat)	MADGRAPH (stat)
> 56	72	$42 \pm 20$	$24 \pm 12$	7.4	84.9	$1.78 \pm 0.36$	$1.15 \pm 0.15$	$2.07 \pm 0.10$
> 84	106	$11.5 \pm 5.5$	$4.9 \pm 2.3$	9.3	84.6	$2.37 \pm 0.36$	$1.95 \pm 0.25$	$3.41 \pm 0.12$
> 120	150	$3.3 \pm 1.6$	$0.9 \pm 0.4$	10.7	83.2	$3.64 \pm 0.46$	$2.73 \pm 0.32$	$4.79 \pm 0.15$

**Table 2.** Input values used to calculate the  $B\bar{B}$  production cross sections ratio  $\rho_{\Delta R}$ , as shown in figure 7, and the corresponding ratio  $\rho_{\Delta\phi}$ . Listed are the  $p_T$  cut of the leading jet, average jet  $p_T$ , cross sections in the two  $\Delta R$  and  $\Delta\phi$  regions (including the 47% uncertainty on the absolute normalisation), average efficiency, average purity, and cross section ratio for the data, as well as for the PYTHIA and MADGRAPH simulations. Statistical and systematic uncertainties are included for the data, while for the simulations only the statistical uncertainties are given.

The right panel shows the asymmetry of the cross section contributions between small and large  $\Delta R$  values,  $(\sigma_{\Delta R < 0.8} - \sigma_{\Delta R > 2.4}) / (\sigma_{\Delta R < 0.8} + \sigma_{\Delta R > 2.4})$ . The measured data clearly indicate that the relative contributions of  $\sigma_{\Delta R < 0.8}$  significantly exceed those of  $\sigma_{\Delta R > 2.4}$ . Similarly, the contributions of  $\sigma_{\Delta\phi < \frac{1}{4}\pi}$  are much larger compared to those of  $\sigma_{\Delta\phi > \frac{3}{4}\pi}$ . In addition, the data show that this excess depends on the energy scale, increasing towards larger leading jet  $p_T$  values.

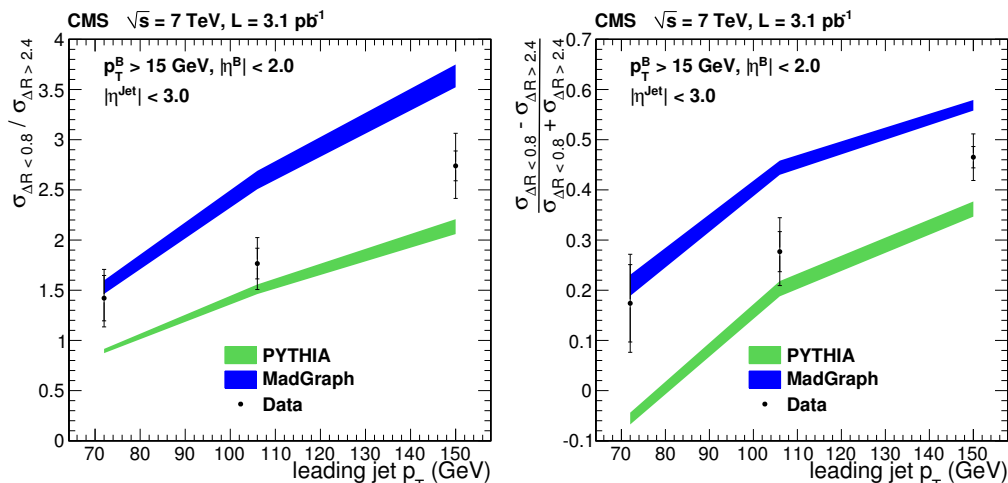
## 5.2 Comparisons with theoretical predictions

The measured distributions are compared with various theoretical predictions, based on perturbative QCD calculations, both at LO and NLO.

Within pQCD, a back-to-back configuration for the production of the  $B\bar{B}$  pair (i.e. large values of  $\Delta R$  and/or  $\Delta\phi$ ) is expected for the LO processes, while the region of phase space with small opening angles between the B and  $\bar{B}$  hadrons provides strong sensitivity to collinear emission processes. The higher-order processes, such as gluon radiation which splits into  $b\bar{b}$  pairs, are anticipated to have a smaller angular separation between the b quarks. Naively, the flavour creation contribution is expected to be dominant in most regions of the phase space, whereas the gluon splitting contributions should be relatively small.

The measurements show that the  $B\bar{B}$  production cross section ratio  $\rho_{\Delta R}$  increases as a function of the leading jet  $p_T$  in the event (see figure 7). Larger  $p_T$  values lead to more gluon radiation and, hence, are expected to produce more gluon splitting into  $B\bar{B}$  pairs. This general trend is described by the theoretical calculations.





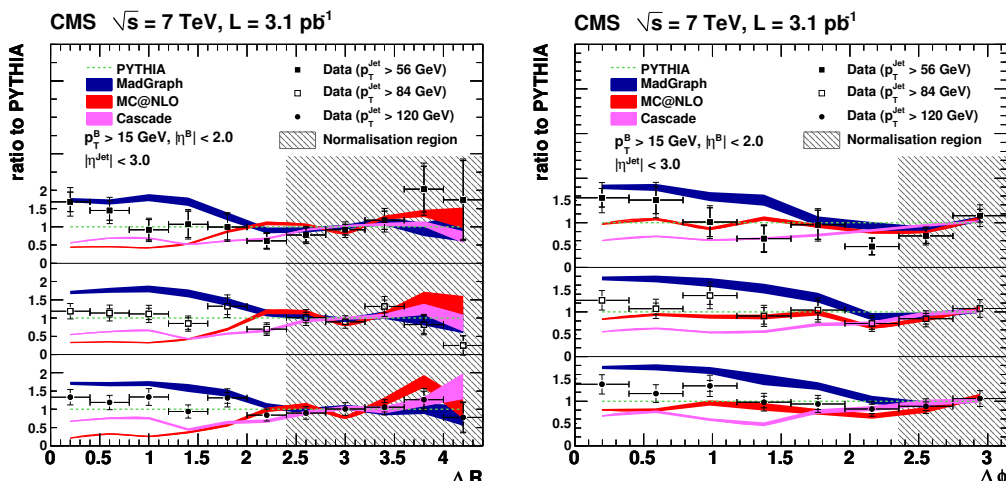
**Figure 7.** Left: ratio between the  $B\bar{B}$  production cross sections in  $\Delta R < 0.8$  and  $\Delta R > 2.4$ ,  $\rho_{\Delta R} = \sigma_{\Delta R < 0.8} / \sigma_{\Delta R > 2.4}$ , as a function of the leading jet  $p_T$ . Right: asymmetry between the two regions,  $(\sigma_{\Delta R < 0.8} - \sigma_{\Delta R > 2.4}) / (\sigma_{\Delta R < 0.8} + \sigma_{\Delta R > 2.4})$ . The symbols denote the data averaged over the bins and are plotted at the mean leading jet  $p_T$  of the bins. For the data points, the error bars show the statistical (inner bars) and the total (outer bars) errors. Also shown are the predictions from the PYTHIA and MADGRAPH simulations, where the widths of the bands indicate the uncertainties arising from the limited number of simulated events.

In order to provide a detailed comparison between the data and the theory predictions in terms of shape, figure 8 presents the ratios, of the data as well as of the MADGRAPH, MC@NLO and CASCADE models, with respect to the PYTHIA predictions, for the three different scales in leading jet  $p_T$ . The values for the PYTHIA simulation are normalised in the region  $\Delta R > 2.4$  (or  $\Delta\phi > \frac{3}{4}\pi$ ).

It is observed that none of the predictions describes the data very well. The data lie between the MADGRAPH and the PYTHIA curves. The MC@NLO calculations do not describe the shape of the observed  $\Delta R$  distribution. In particular, at small values of  $\Delta R$ , where higher-order processes, notably gluon splitting, are expected to be large, the MC@NLO predictions are substantially below the data. The  $\Delta\phi$  distribution is more adequately reproduced by MC@NLO. The CASCADE predictions are significantly below the data in all regions, both in the  $\Delta R$  and  $\Delta\phi$  distributions.

## 6 Summary

A first measurement of the angular correlations between  $B\bar{B}$  pairs produced in pp collisions at a centre-of-mass energy of 7 TeV is presented. The measurements are based on data corresponding to an integrated luminosity of  $3.1 \pm 0.3 \text{ pb}^{-1}$  recorded by the CMS experiment during 2010. The detection of the B hadrons is based on the reconstruction of the secondary vertices from their decays. The results are given in terms of normalised differential production cross sections as functions of the angular separation variables  $\Delta R$  and  $\Delta\phi$  between the two B hadrons. The data exhibit a substantial enhancement of the



**Figure 8.** Ratio of the differential  $B\bar{B}$  production cross sections, as a function of  $\Delta R$  (left) and  $\Delta\phi$  (right), for data, MADGRAPH, MC@NLO and CASCADE, with respect to the PYTHIA predictions, for the three leading jet  $p_T$  bins. The simulation is normalised to the region  $\Delta R > 2.4$  and  $\Delta\phi > \frac{3}{4}\pi$  (FCR region), as indicated by the shaded normalisation region. The widths of the theory bands indicate the statistical uncertainties of the simulation.

cross section at small angular separation, exceeding the values measured at large  $\Delta R$  and  $\Delta\phi$ . The fraction of cross section in this collinear region is found to increase with the leading jet  $p_T$  of the event.

The measurements are compared to predictions, based on LO and NLO perturbative QCD calculations. Overall, it is found that the data lie between the MADGRAPH and the PYTHIA predictions. Neither the MC@NLO nor the CASCADE calculations describe the shape of the  $\Delta R$  distribution well. In particular the collinear region at small values of  $\Delta R$ , where the contributions of gluon splitting processes are expected to be large, is not adequately described by any of the predictions.

We wish to congratulate our colleagues in the CERN accelerator departments for the excellent performance of the LHC machine. We thank the technical and administrative staff at CERN and other CMS institutes, and acknowledge support from: FMSR (Austria); FNRS and FWO (Belgium); CNPq, CAPES, FAPERJ, and FAPESP (Brazil); MES (Bulgaria); CERN; CAS, MoST, and NSFC (China); COLCIENCIAS (Colombia); MSES (Croatia); RPF (Cyprus); Academy of Sciences and NICPB (Estonia); Academy of Finland, ME, and HIP (Finland); CEA and CNRS/IN2P3 (France); BMBF, DFG, and HGF (Germany); GSRT (Greece); OTKA and NKTH (Hungary); DAE and DST (India); IPM (Iran); SFI (Ireland); INFN (Italy); NRF and WCU (Korea); LAS (Lithuania); CINVESTAV, CONACYT, SEP, and UASLP-FAI (Mexico); PAEC (Pakistan); SCSR (Poland); FCT (Portugal); JINR (Armenia, Belarus, Georgia, Ukraine, Uzbekistan); MST and MAE (Russia); MSTD (Serbia); MICINN and CPAN (Spain); Swiss Funding Agencies (Switzerland); NSC (Taipei); TUBITAK and TAEK (Turkey); STFC (United Kingdom); DOE and NSF (USA).

**Open Access.** This article is distributed under the terms of the Creative Commons Attribution Noncommercial License which permits any noncommercial use, distribution, and reproduction in any medium, provided the original author(s) and source are credited.

## References

- [1] CMS collaboration, V. Khachatryan et al., *Inclusive b-hadron production cross section with muons in pp collisions at  $\sqrt{s} = 7$  TeV*, [arXiv:1101.3512](#) [SPIRES].
- [2] CMS collaboration, *Inclusive b-jet production in pp collisions at  $\sqrt{s} = 7$  TeV*, CMS Physics Analysis Summary, [CMS-PAS-BPH-10-009](#).
- [3] LHCb collaboration, R. Aaij et al., *Measurement of  $\sigma(pp \rightarrow b\bar{b}X)$  at  $\sqrt{s} = 7$  TeV in the forward region*, *Phys. Lett. B* **694** (2010) 209 [[arXiv:1009.2731](#)] [SPIRES].
- [4] CMS collaboration, *Commissioning of b-jet Identification with pp Collisions at  $\sqrt{s} = 7$  TeV*, CMS Physics Analysis Summary, [CMS-PAS-BTV-10-001](#).
- [5] CDF collaboration, D.E. Acosta et al., *Measurements of  $b\bar{b}$  azimuthal production correlations in  $p\bar{p}$  collisions at  $\sqrt{s} = 1.8$  TeV*, *Phys. Rev. D* **71** (2005) 092001 [[hep-ex/0412006](#)] [SPIRES].
- [6] CDF collaboration, T. Aaltonen et al., *Measurement of correlated  $b\bar{b}$  production in  $p\bar{p}$  collisions at  $\sqrt{s} = 1960$  GeV*, *Phys. Rev. D* **77** (2008) 072004 [[arXiv:0710.1895](#)] [SPIRES].
- [7] CMS collaboration, R. Adolphi et al., *The CMS experiment at the CERN LHC*, *2008 JINST* **3** S08004 [SPIRES].
- [8] G. Zanderighi, *Accurate predictions for heavy quark jets*, talk at *15th International Workshop on Deep-Inelastic Scattering and Related Subjects (DIS 2007)*, Munich Germany (2007), <http://dx.doi.org/10.3360/dis.2007.180> [[arXiv:0705.1937](#)] [SPIRES].
- [9] A. Banfi, G.P. Salam and G. Zanderighi, *Accurate QCD predictions for heavy-quark jets at the Tevatron and LHC*, *JHEP* **07** (2007) 026 [[arXiv:0704.2999](#)] [SPIRES].
- [10] T. Sjöstrand, S. Mrenna and P.Z. Skands, *PYTHIA 6.4 Physics and Manual*, *JHEP* **05** (2006) 026 [[hep-ph/0603175](#)] [SPIRES].
- [11] G. Corcella et al., *HERWIG 6.5: an event generator for Hadron Emission Reactions With Interfering Gluons (including supersymmetric processes)*, *JHEP* **01** (2001) 010 [[hep-ph/0011363](#)] [SPIRES].
- [12] S. Frixione and B.R. Webber, *Matching NLO QCD computations and parton shower simulations*, *JHEP* **06** (2002) 029 [[hep-ph/0204244](#)] [SPIRES].
- [13] S. Frixione, P. Nason and B.R. Webber, *Matching NLO QCD and parton showers in heavy flavour production*, *JHEP* **08** (2003) 007 [[hep-ph/0305252](#)] [SPIRES].
- [14] S. Frixione and B.R. Webber, *The MC@NLO 3.4 Event Generator*, [arXiv:0812.0770](#) [SPIRES].
- [15] M. Cacciari, S. Frixione, M.L. Mangano, P. Nason and G. Ridolfi, *Updated predictions for the total production cross sections of top and of heavier quark pairs at the Tevatron and at the LHC*, *JHEP* **09** (2008) 127 [[arXiv:0804.2800](#)] [SPIRES].
- [16] F. Maltoni and T. Stelzer, *MadEvent: Automatic event generation with MadGraph*, *JHEP* **02** (2003) 027 [[hep-ph/0208156](#)] [SPIRES].

- [17] J. Alwall et al., *MadGraph/MadEvent v4: The New Web Generation*, *JHEP* **09** (2007) 028 [[arXiv:0706.2334](#)] [[SPIRES](#)].
- [18] H. Jung and G.P. Salam, *Hadronic final state predictions from CCFM: The hadron-level Monte Carlo generator CASCADE*, *Eur. Phys. J. C* **19** (2001) 351 [[hep-ph/0012143](#)] [[SPIRES](#)].
- [19] S. Catani, M. Ciafaloni and F. Hautmann, *High-energy Factorization and Small- $x$  Heavy Flavor Production*, *Nucl. Phys. B* **366** (1991) 135 [[SPIRES](#)].
- [20] R. Field, *Studying the Underlying Event at CDF and the LHC*, in *Proceedings of the First International Workshop on Multiple Partonic Interactions at the LHC (MPI08)*, P. Bartalini and L. Fanó eds., Perugia Italy (2009) [[arXiv:1003.4220](#)] [[SPIRES](#)].
- [21] J. Pumplin et al., *New generation of parton distributions with uncertainties from global QCD analysis*, *JHEP* **07** (2002) 012 [[hep-ph/0201195](#)] [[SPIRES](#)].
- [22] GEANT4 collaboration, S. Agostinelli et al., *GEANT4: A simulation toolkit*, *Nucl. Instrum. Meth. A* **506** (2003) 250 [[SPIRES](#)].
- [23] J. Alwall, S. de Visscher and F. Maltoni, *QCD radiation in the production of heavy colored particles at the LHC*, *JHEP* **02** (2009) 017 [[arXiv:0810.5350](#)] [[SPIRES](#)].
- [24] H. Jung et al., *The CCFM Monte Carlo generator CASCADE 2.2.0*, *Eur. Phys. J. C* **70** (2010) 1237 [[arXiv:1008.0152](#)] [[SPIRES](#)].
- [25] M. Deak, F. Hautmann, H. Jung and K. Kutak, *Forward Jet Production at the Large Hadron Collider*, *JHEP* **09** (2009) 121 [[arXiv:0908.0538](#)] [[SPIRES](#)].
- [26] M. Cacciari, G.P. Salam and G. Soyez, *The anti- $k_t$  jet clustering algorithm*, *JHEP* **04** (2008) 063 [[arXiv:0802.1189](#)] [[SPIRES](#)].
- [27] CMS collaboration, *Tracking and Primary Vertex Results in First 7 TeV Collisions*, CMS Physics Analysis Summary, [CMS-PAS-TRK-10-005](#).
- [28] CMS collaboration, V. Khachatryan et al., *CMS Tracking Performance Results from early LHC Operation*, *Eur. Phys. J. C* **70** (2010) 1165 [[arXiv:1007.1988](#)] [[SPIRES](#)].
- [29] CMS collaboration, S. Chatrchyan et al., *Identification and Filtering of Uncharacteristic Noise in the CMS Hadron Calorimeter*, *2010 JINST* **5** T03014 [[arXiv:0911.4881](#)] [[SPIRES](#)].
- [30] CMS collaboration, *Commissioning of the Particle-Flow Reconstruction in Minimum-Bias and Jet Events from pp Collisions at 7 TeV*, CMS Physics Analysis Summary, [CMS-PAS-PFT-10-002](#).
- [31] CMS collaboration, *Determination of the Jet Energy Scale in CMS with pp Collisions at  $\sqrt{s} = 7$  TeV*, CMS Physics Analysis Summary, [CMS-PAS-JME-10-010](#).
- [32] CMS collaboration, *Jet Performance in pp Collisions at  $\sqrt{s} = 7$  TeV*, CMS Physics Analysis Summary, [CMS-PAS-JME-10-003](#).
- [33] R. Frühwirth, W. Waltenberger and P. Vanlaer, *Adaptive Vertex Fitting*, *J. Phys. G* **34** (2007) 343 [[SPIRES](#)].
- [34] W. Waltenberger, *Adaptive Vertex Reconstruction*, CMS Note, [CMS-NOTE-2008-033](#).
- [35] CMS collaboration, V. Khachatryan et al., *First Measurement of the Cross Section for Top-Quark Pair Production in Proton-Proton Collisions at  $\sqrt{s} = 7$  TeV*, *Phys. Lett. B* **695** (2011) 424 [[arXiv:1010.5994](#)] [[SPIRES](#)].
- [36] ATLAS collaboration, G. Aad et al., *Measurement of the top quark-pair production cross section with ATLAS in pp collisions at  $\sqrt{s} = 7$  TeV*, [arXiv:1012.1792](#) [[SPIRES](#)].

**Author list****Yerevan Physics Institute, Yerevan, Armenia**

V. Khachatryan, A.M. Sirunyan, A. Tumasyan

**Institut für Hochenergiephysik der OeAW, Wien, Austria**

W. Adam, T. Bergauer, M. Dragicevic, J. Erö, C. Fabjan, M. Friedl, R. Frühwirth, V.M. Ghete, J. Hammer<sup>1</sup>, S. Häsnel, C. Hartl, M. Hoch, N. Hörmann, J. Hrubec, M. Jeitler, G. Kasieczka, W. Kiesenhofer, M. Krammer, D. Liko, I. Mikulec, M. Pernicka, H. Rohringer, R. Schöffbeck, J. Strauss, A. Taurok, F. Teischinger, P. Wagner, W. Waltenberger, G. Walzel, E. Widl, C.-E. Wulz

**National Centre for Particle and High Energy Physics, Minsk, Belarus**

V. Mossolov, N. Shumeiko, J. Suarez Gonzalez

**Universiteit Antwerpen, Antwerpen, Belgium**

L. Benucci, K. Cerny, E.A. De Wolf, X. Janssen, T. Maes, L. Mucibello, S. Ochesanu, B. Roland, R. Rougny, M. Selvaggi, H. Van Haevermaet, P. Van Mechelen, N. Van Remortel

**Vrije Universiteit Brussel, Brussel, Belgium**

S. Beauceron, F. Blekman, S. Blyweert, J. D'Hondt, O. Devroede, R. Gonzalez Suarez, A. Kalogeropoulos, J. Maes, M. Maes, S. Tavernier, W. Van Doninck, P. Van Mulders, G.P. Van Onsem, I. Villella

**Université Libre de Bruxelles, Bruxelles, Belgium**

O. Charaf, B. Clerbaux, G. De Lentdecker, V. Dero, A.P.R. Gay, G.H. Hammad, T. Hreus, P.E. Marage, L. Thomas, C. Vander Velde, P. Vanlaer, J. Wickens

**Ghent University, Ghent, Belgium**

V. Adler, S. Costantini, M. Grunewald, B. Klein, A. Marinov, J. McCartin, D. Ryckbosch, F. Thyssen, M. Tytgat, L. Vanelderen, P. Verwilligen, S. Walsh, N. Zaganidis

**Université Catholique de Louvain, Louvain-la-Neuve, Belgium**

S. Basegmez, G. Bruno, J. Caudron, L. Ceard, J. De Favereau De Jeneret, C. Delaere, P. Demin, D. Favart, A. Giammanco, G. Grégoire, J. Hollar, V. Lemaitre, J. Liao, O. Militaru, S. Oryn, D. Pagano, A. Pin, K. Piotrkowski, N. Schul

**Université de Mons, Mons, Belgium**

N. Bely, T. Caebergs, E. Daubie

**Centro Brasileiro de Pesquisas Fisicas, Rio de Janeiro, Brazil**

G.A. Alves, D. De Jesus Damiao, M.E. Pol, M.H.G. Souza

**Universidade do Estado do Rio de Janeiro, Rio de Janeiro, Brazil**

W. Carvalho, E.M. Da Costa, C. De Oliveira Martins, S. Fonseca De Souza, L. Mundim, H. Nogima, V. Oguri, W.L. Prado Da Silva, A. Santoro, S.M. Silva Do Amaral, A. Sznajder, F. Torres Da Silva De Araujo

**Instituto de Fisica Teorica, Universidade Estadual Paulista, Sao Paulo, Brazil**

F.A. Dias, M.A.F. Dias, T.R. Fernandez Perez Tomei, E. M. Gregores<sup>2</sup>, F. Marinho, S.F. Novaes, Sandra S. Padula

**Institute for Nuclear Research and Nuclear Energy, Sofia, Bulgaria**

N. Darmenov<sup>1</sup>, L. Dimitrov, V. Genchev<sup>1</sup>, P. Iaydjiev<sup>1</sup>, S. Piperov, M. Rodozov, S. Stoykova, G. Sultanov, V. Tcholakov, R. Trayanov, I. Vankov

**University of Sofia, Sofia, Bulgaria**

M. Dyulendarova, R. Hadjiiska, V. Kozhuharov, L. Litov, E. Marinova, M. Mateev, B. Pavlov, P. Petkov

**Institute of High Energy Physics, Beijing, China**

J.G. Bian, G.M. Chen, H.S. Chen, C.H. Jiang, D. Liang, S. Liang, J. Wang, J. Wang, X. Wang, Z. Wang, M. Xu, M. Yang, J. Zang, Z. Zhang

**State Key Lab. of Nucl. Phys. and Tech., Peking University, Beijing, China**

Y. Ban, S. Guo, Y. Guo, W. Li, Y. Mao, S.J. Qian, H. Teng, L. Zhang, B. Zhu, W. Zou

**Universidad de Los Andes, Bogota, Colombia**

A. Cabrera, B. Gomez Moreno, A.A. Ocampo Rios, A.F. Osorio Oliveros, J.C. Sanabria

**Technical University of Split, Split, Croatia**

N. Godinovic, D. Lelas, K. Lelas, R. Plestina<sup>3</sup>, D. Polic, I. Puljak

**University of Split, Split, Croatia**

Z. Antunovic, M. Dzelalija

**Institute Rudjer Boskovic, Zagreb, Croatia**

V. Brigljevic, S. Duric, K. Kadija, S. Morovic

**University of Cyprus, Nicosia, Cyprus**

A. Attikis, M. Galanti, J. Mousa, C. Nicolaou, F. Ptochos, P.A. Razis, H. Rykaczewski

**Charles University, Prague, Czech Republic**

M. Finger, M. Finger Jr.

**Academy of Scientific Research and Technology of the Arab Republic of Egypt, Egyptian Network of High Energy Physics, Cairo, Egypt**

Y. Assran<sup>4</sup>, M.A. Mahmoud<sup>5</sup>

**National Institute of Chemical Physics and Biophysics, Tallinn, Estonia**

A. Hektor, M. Kadastik, K. Kannike, M. Müntel, M. Raidal, L. Rebane

**Department of Physics, University of Helsinki, Helsinki, Finland**

V. Azzolini, P. Eerola

**Helsinki Institute of Physics, Helsinki, Finland**

S. Czellar, J. Härkönen, A. Heikkinen, V. Karimäki, R. Kinnunen, J. Klem,  
M.J. Kortelainen, T. Lampén, K. Lassila-Perini, S. Lehti, T. Lindén, P. Luukka,  
T. Mäenpää, E. Tuominen, J. Tuominiemi, E. Tuovinen, D. Ungaro, L. Wendland

**Lappeenranta University of Technology, Lappeenranta, Finland**

K. Banzuzi, A. Korpela, T. Tuuva

**Laboratoire d'Annecy-le-Vieux de Physique des Particules, IN2P3-CNRS, Annecy-le-Vieux, France**

D. Sillou

**DSM/IRFU, CEA/Saclay, Gif-sur-Yvette, France**

M. Besancon, S. Choudhury, M. Dejardin, D. Denegri, B. Fabbro, J.L. Faure, F. Ferri,  
S. Ganjour, F.X. Gentit, A. Givernaud, P. Gras, G. Hamel de Monchenault, P. Jarry,  
E. Locci, J. Malcles, M. Marionneau, L. Millischer, J. Rander, A. Rosowsky, I. Shreyber,  
M. Titov, P. Verrecchia

**Laboratoire Leprince-Ringuet, Ecole Polytechnique, IN2P3-CNRS, Palaiseau, France**

S. Baffioni, F. Beaudette, L. Bianchini, M. Bluj<sup>6</sup>, C. Broutin, P. Busson, C. Charlot,  
T. Dahms, L. Dobrzynski, R. Granier de Cassagnac, M. Haguenaer, P. Miné, C. Mironov,  
C. Ochando, P. Paganini, D. Sabes, R. Salerno, Y. Sirois, C. Thiebaux, B. Wyslouch<sup>7</sup>,  
A. Zabi

**Institut Pluridisciplinaire Hubert Curien, Université de Strasbourg, Université de Haute Alsace Mulhouse, CNRS/IN2P3, Strasbourg, France**

J.-L. Agram<sup>8</sup>, J. Andrea, A. Besson, D. Bloch, D. Bodin, J.-M. Brom, M. Cardaci,  
E.C. Chabert, C. Collard, E. Conte<sup>8</sup>, F. Drouhin<sup>8</sup>, C. Ferro, J.-C. Fontaine<sup>8</sup>, D. Gelé,  
U. Goerlach, S. Greder, P. Juillot, M. Karim<sup>8</sup>, A.-C. Le Bihan, Y. Mikami, P. Van Hove

**Centre de Calcul de l'Institut National de Physique Nucleaire et de Physique des Particules (IN2P3), Villeurbanne, France**

F. Fassi, D. Mercier

**Université de Lyon, Université Claude Bernard Lyon 1, CNRS-IN2P3, Institut de Physique Nucléaire de Lyon, Villeurbanne, France**

C. Baty, N. Beaupere, M. Bedjidian, O. Bondu, G. Boudoul, D. Boumediene, H. Brun,  
N. Chanon, R. Chierici, D. Contardo, P. Depasse, H. El Mamouni, A. Falkiewicz, J. Fay,  
S. Gascon, B. Ille, T. Kurca, T. Le Grand, M. Lethuillier, L. Mirabito, S. Perries, V. Sordini,  
S. Tosi, Y. Tschudi, P. Verdier, H. Xiao

**E. Andronikashvili Institute of Physics, Academy of Science, Tbilisi, Georgia**

L. Megrelidze, V. Roinishvili

**Institute of High Energy Physics and Informatization, Tbilisi State University, Tbilisi, Georgia**

D. Lomidze

**RWTH Aachen University, I. Physikalisches Institut, Aachen, Germany**

G. Anagnostou, M. Edelhoff, L. Feld, N. Heracleous, O. Hindrichs, R. Jussen, K. Klein, J. Merz, N. Mohr, A. Ostapchuk, A. Perieanu, F. Raupach, J. Sammet, S. Schael, D. Sprenger, H. Weber, M. Weber, B. Wittmer

**RWTH Aachen University, III. Physikalisches Institut A, Aachen, Germany**

M. Ata, W. Bender, M. Erdmann, J. Frangenheim, T. Hebbeker, A. Hinzmann, K. Hoepfner, C. Hof, T. Klimkovich, D. Klingebiel, P. Kreuzer, D. Lanske<sup>†</sup>, C. Magass, G. Masetti, M. Merschmeyer, A. Meyer, P. Papacz, H. Pieta, H. Reithler, S.A. Schmitz, L. Sonnenschein, J. Steggemann, D. Teyssier

**RWTH Aachen University, III. Physikalisches Institut B, Aachen, Germany**

M. Bontenackels, M. Davids, M. Duda, G. Flügge, H. Geenen, M. Giffels, W. Haj Ahmad, D. Heydhausen, T. Kress, Y. Kuessel, A. Linn, A. Nowack, L. Perchalla, O. Pooth, J. Rennefeld, P. Sauerland, A. Stahl, M. Thomas, D. Tornier, M.H. Zoeller

**Deutsches Elektronen-Synchrotron, Hamburg, Germany**

M. Aldaya Martin, W. Behrenhoff, U. Behrens, M. Bergholz<sup>9</sup>, K. Borras, A. Cakir, A. Campbell, E. Castro, D. Dammann, G. Eckerlin, D. Eckstein, A. Flossdorf, G. Flucke, A. Geiser, I. Glushkov, J. Hauk, H. Jung, M. Kasemann, I. Katkov, P. Katsas, C. Kleinwort, H. Kluge, A. Knutsson, D. Krücker, E. Kuznetsova, W. Lange, W. Lohmann<sup>9</sup>, R. Mankel, M. Marienfeld, I.-A. Melzer-Pellmann, A.B. Meyer, J. Mnich, A. Mussgiller, J. Olzem, A. Parenti, A. Raspereza, A. Raval, R. Schmidt<sup>9</sup>, T. Schoerner-Sadenius, N. Sen, M. Stein, J. Tomaszewska, D. Volyanskyy, R. Walsh, C. Wissing

**University of Hamburg, Hamburg, Germany**

C. Autermann, S. Bobrovskiy, J. Draeger, H. Enderle, U. Gebbert, K. Kaschube, G. Kaussen, R. Klanner, J. Lange, B. Mura, S. Naumann-Emme, F. Nowak, N. Pietsch, C. Sander, H. Schettler, P. Schleper, M. Schröder, T. Schum, J. Schwandt, A.K. Srivastava, H. Stadie, G. Steinbrück, J. Thomsen, R. Wolf

**Institut für Experimentelle Kernphysik, Karlsruhe, Germany**

C. Barth, J. Bauer, V. Buege, T. Chwalek, W. De Boer, A. Dierlamm, G. Dirkes, M. Feindt, J. Gruschke, C. Hackstein, F. Hartmann, S.M. Heindl, M. Heinrich, H. Held, K.H. Hoffmann, S. Honc, T. Kuhr, D. Martschei, S. Mueller, Th. Müller, M. Niegel, O. Oberst, A. Oehler, J. Ott, T. Peiffer, D. Piparo, G. Quast, K. Rabbertz, F. Ratnikov, M. Renz, C. Saout, A. Scheurer, P. Schieferdecker, F.-P. Schilling, G. Schott, H.J. Simonis, F.M. Stober, D. Troendle, J. Wagner-Kuhr, M. Zeise, V. Zhukov<sup>10</sup>, E.B. Ziebarth

**Institute of Nuclear Physics "Demokritos", Aghia Paraskevi, Greece**

G. Daskalakis, T. Geralis, S. Kesisoglou, A. Kyriakis, D. Loukas, I. Manolagos, A. Markou, C. Markou, C. Mavrommatis, E. Ntomari, E. Petrakou



**University of Athens, Athens, Greece**

L. Gouskos, T.J. Mertzimekis, A. Panagiotou

**University of Ioánnina, Ioánnina, Greece**

I. Evangelou, C. Foudas, P. Kokkas, N. Manthos, I. Papadopoulos, V. Patras, F.A. Triantis

**KFKI Research Institute for Particle and Nuclear Physics, Budapest, Hungary**A. Aranyi, G. Bencze, L. Boldizsar, G. Debreczeni, C. Hajdu<sup>1</sup>, D. Horvath<sup>11</sup>, A. Kapusi, K. Krajczar<sup>12</sup>, A. Laszlo, F. Sikler, G. Vesztergombi<sup>12</sup>**Institute of Nuclear Research ATOMKI, Debrecen, Hungary**

N. Beni, J. Molnar, J. Palinkas, Z. Szillasi, V. Veszpremi

**University of Debrecen, Debrecen, Hungary**

P. Raics, Z.L. Trocsanyi, B. Ujvari

**Panjab University, Chandigarh, India**

S. Bansal, S.B. Beri, V. Bhatnagar, N. Dhingra, R. Gupta, M. Jindal, M. Kaur, J.M. Kohli, M.Z. Mehta, N. Nishu, L.K. Saini, A. Sharma, A.P. Singh, J.B. Singh, S.P. Singh

**University of Delhi, Delhi, India**

S. Ahuja, S. Bhattacharya, B.C. Choudhary, P. Gupta, S. Jain, S. Jain, A. Kumar, R.K. Shivpuri

**Bhabha Atomic Research Centre, Mumbai, India**R.K. Choudhury, D. Dutta, S. Kailas, S.K. Kataria, A.K. Mohanty<sup>1</sup>, L.M. Pant, P. Shukla**Tata Institute of Fundamental Research - EHEP, Mumbai, India**T. Aziz, M. Guchait<sup>13</sup>, A. Gurtu, M. Maity<sup>14</sup>, D. Majumder, G. Majumder, K. Mazumdar, G.B. Mohanty, A. Saha, K. Sudhakar, N. Wickramage**Tata Institute of Fundamental Research - HECR, Mumbai, India**

S. Banerjee, S. Dugad, N.K. Mondal

**Institute for Research and Fundamental Sciences (IPM), Tehran, Iran**

H. Arfaei, H. Bakhshiansohi, S.M. Etesami, A. Fahim, M. Hashemi, A. Jafari, M. Khakzad, A. Mohammadi, M. Mohammadi Najafabadi, S. Paktinat Mehdiabadi, B. Safarzadeh, M. Zeinali

**INFN Sezione di Bari<sup>a</sup>, Università di Bari<sup>b</sup>, Politecnico di Bari<sup>c</sup>, Bari, Italy**M. Abbrescia<sup>a,b</sup>, L. Barbone<sup>a,b</sup>, C. Calabria<sup>a,b</sup>, A. Colaleo<sup>a</sup>, D. Creanza<sup>a,c</sup>, N. De Filippis<sup>a,c</sup>, M. De Palma<sup>a,b</sup>, A. Dimitrov<sup>a</sup>, L. Fiore<sup>a</sup>, G. Iaselli<sup>a,c</sup>, L. Lusito<sup>a,b,1</sup>, G. Maggi<sup>a,c</sup>, M. Maggi<sup>a</sup>, N. Manna<sup>a,b</sup>, B. Marangelli<sup>a,b</sup>, S. My<sup>a,c</sup>, S. Nuzzo<sup>a,b</sup>, N. Pacifico<sup>a,b</sup>, G.A. Pierro<sup>a</sup>, A. Pompili<sup>a,b</sup>, G. Pugliese<sup>a,c</sup>, F. Romano<sup>a,c</sup>, G. Roselli<sup>a,b</sup>, G. Selvaggi<sup>a,b</sup>, L. Silvestris<sup>a</sup>, R. Trentadue<sup>a</sup>, S. Tupputi<sup>a,b</sup>, G. Zito<sup>a</sup>

**INFN Sezione di Bologna<sup>a</sup>, Università di Bologna<sup>b</sup>, Bologna, Italy**

G. Abbiendi<sup>a</sup>, A.C. Benvenuti<sup>a</sup>, D. Bonacorsi<sup>a</sup>, S. Braibant-Giacomelli<sup>a,b</sup>, L. Brigliadori<sup>a</sup>, P. Capiluppi<sup>a,b</sup>, A. Castro<sup>a,b</sup>, F.R. Cavallo<sup>a</sup>, M. Cuffiani<sup>a,b</sup>, G.M. Dallavalle<sup>a</sup>, F. Fabbri<sup>a</sup>, A. Fanfani<sup>a,b</sup>, D. Fasanella<sup>a</sup>, P. Giacomelli<sup>a</sup>, M. Giunta<sup>a</sup>, C. Grandi<sup>a</sup>, S. Marcellini<sup>a</sup>, M. Meneghelli<sup>a,b</sup>, A. Montanari<sup>a</sup>, F.L. Navarria<sup>a,b</sup>, F. Odoricci<sup>a</sup>, A. Perrotta<sup>a</sup>, F. Primavera<sup>a</sup>, A.M. Rossi<sup>a,b</sup>, T. Rovelli<sup>a,b</sup>, G. Siroli<sup>a,b</sup>, R. Travaglini<sup>a,b</sup>

**INFN Sezione di Catania<sup>a</sup>, Università di Catania<sup>b</sup>, Catania, Italy**

S. Albergo<sup>a,b</sup>, G. Cappello<sup>a,b</sup>, M. Chiorboli<sup>a,b,1</sup>, S. Costa<sup>a,b</sup>, A. Tricomi<sup>a,b</sup>, C. Tuve<sup>a</sup>

**INFN Sezione di Firenze<sup>a</sup>, Università di Firenze<sup>b</sup>, Firenze, Italy**

G. Barbagli<sup>a</sup>, V. Ciulli<sup>a,b</sup>, C. Cividini<sup>a</sup>, R. D'Alessandro<sup>a,b</sup>, E. Focardi<sup>a,b</sup>, S. Frosali<sup>a,b</sup>, E. Gallo<sup>a</sup>, S. Gonzi<sup>a,b</sup>, P. Lenzi<sup>a,b</sup>, M. Meschini<sup>a</sup>, S. Paoletti<sup>a</sup>, G. Sguazzoni<sup>a</sup>, A. Tropiano<sup>a,1</sup>

**INFN Laboratori Nazionali di Frascati, Frascati, Italy**

L. Benussi, S. Bianco, S. Colafranceschi<sup>15</sup>, F. Fabbri, D. Piccolo

**INFN Sezione di Genova, Genova, Italy**

P. Fabbri, R. Musenich

**INFN Sezione di Milano-Bicocca<sup>a</sup>, Università di Milano-Bicocca<sup>b</sup>, Milano, Italy**

A. Benaglia<sup>a,b</sup>, F. De Guio<sup>a,b,1</sup>, L. Di Matteo<sup>a,b</sup>, A. Ghezzi<sup>a,b,1</sup>, M. Malberti<sup>a,b</sup>, S. Malvezzi<sup>a</sup>, A. Martelli<sup>a,b</sup>, A. Massironi<sup>a,b</sup>, D. Menasce<sup>a</sup>, L. Moroni<sup>a</sup>, M. Paganoni<sup>a,b</sup>, D. Pedrini<sup>a</sup>, S. Ragazzi<sup>a,b</sup>, N. Redaelli<sup>a</sup>, S. Sala<sup>a</sup>, T. Tabarelli de Fatis<sup>a,b</sup>, V. Tancini<sup>a,b</sup>

**INFN Sezione di Napoli<sup>a</sup>, Università di Napoli "Federico II"<sup>b</sup>, Napoli, Italy**

S. Buontempo<sup>a</sup>, C.A. Carrillo Montoya<sup>a</sup>, A. Cimmino<sup>a,b</sup>, A. De Cosa<sup>a,b</sup>, M. De Gruttola<sup>a,b</sup>, F. Fabozzi<sup>a,16</sup>, A.O.M. Iorio<sup>a</sup>, L. Lista<sup>a</sup>, M. Merola<sup>a,b</sup>, P. Noli<sup>a,b</sup>, P. Paolucci<sup>a</sup>

**INFN Sezione di Padova<sup>a</sup>, Università di Padova<sup>b</sup>,****Università di Trento (Trento)<sup>c</sup>, Padova, Italy**

P. Azzi<sup>a</sup>, N. Bacchetta<sup>a</sup>, P. Bellan<sup>a,b</sup>, A. Branca<sup>a</sup>, R. Carlin<sup>a,b</sup>, P. Checchia<sup>a</sup>, M. De Mattia<sup>a,b</sup>, T. Dorigo<sup>a</sup>, U. Dosselli<sup>a</sup>, F. Gasparini<sup>a,b</sup>, U. Gasparini<sup>a,b</sup>, P. Giubilato<sup>a,b</sup>, A. Gresele<sup>a,c</sup>, A. Kaminskiy<sup>a,b</sup>, S. Lacaprara<sup>a,17</sup>, I. Lazzizzera<sup>a,c</sup>, M. Margoni<sup>a,b</sup>, M. Mazzucato<sup>a</sup>, A.T. Meneguzzo<sup>a,b</sup>, M. Nespolo<sup>a,1</sup>, M. Passaseo<sup>a</sup>, L. Perrozzi<sup>a,1</sup>, N. Pozzobon<sup>a,b</sup>, P. Ronchese<sup>a,b</sup>, F. Simonetto<sup>a,b</sup>, E. Torassa<sup>a</sup>, M. Tosi<sup>a,b</sup>, A. Triossi<sup>a</sup>, S. Vanini<sup>a,b</sup>, G. Zumerle<sup>a,b</sup>

**INFN Sezione di Pavia<sup>a</sup>, Università di Pavia<sup>b</sup>, Pavia, Italy**

U. Berzano<sup>a</sup>, C. Riccardi<sup>a,b</sup>, P. Torre<sup>a,b</sup>, P. Vitulo<sup>a,b</sup>

**INFN Sezione di Perugia<sup>a</sup>, Università di Perugia<sup>b</sup>, Perugia, Italy**

M. Biasini<sup>a,b</sup>, G.M. Bilei<sup>a</sup>, B. Caponeri<sup>a,b</sup>, L. Fanò<sup>a,b</sup>, P. Lariccia<sup>a,b</sup>, A. Lucaroni<sup>a,b,1</sup>, G. Mantovani<sup>a,b</sup>, M. Menichelli<sup>a</sup>, A. Nappi<sup>a,b</sup>, A. Santocchia<sup>a,b</sup>, L. Servoli<sup>a</sup>, S. Taroni<sup>a,b</sup>, M. Valdata<sup>a,b</sup>, R. Volpe<sup>a,b,1</sup>

**INFN Sezione di Pisa<sup>a</sup>, Università di Pisa<sup>b</sup>, Scuola Normale Superiore di Pisa<sup>c</sup>, Pisa, Italy**

P. Azzurri<sup>a,c</sup>, G. Bagliesi<sup>a</sup>, J. Bernardini<sup>a,b</sup>, T. Boccali<sup>a,1</sup>, G. Broccolo<sup>a,c</sup>, R. Castaldi<sup>a</sup>, R.T. D’Agnolo<sup>a,c</sup>, R. Dell’Orso<sup>a</sup>, F. Fiori<sup>a,b</sup>, L. Foà<sup>a,c</sup>, A. Giassi<sup>a</sup>, A. Kraan<sup>a</sup>, F. Ligabue<sup>a,c</sup>, T. Lomtadze<sup>a</sup>, L. Martini<sup>a,18</sup>, A. Messineo<sup>a,b</sup>, F. Palla<sup>a</sup>, F. Palmonari<sup>a</sup>, S. Sarkar<sup>a,c</sup>, G. Segneri<sup>a</sup>, A.T. Serban<sup>a</sup>, P. Spagnolo<sup>a</sup>, R. Tenchini<sup>a</sup>, G. Tonelli<sup>a,b,1</sup>, A. Venturi<sup>a,1</sup>, P.G. Verdini<sup>a</sup>

**INFN Sezione di Roma<sup>a</sup>, Università di Roma ”La Sapienza”<sup>b</sup>, Roma, Italy**

L. Barone<sup>a,b</sup>, F. Cavallari<sup>a</sup>, D. Del Re<sup>a,b</sup>, E. Di Marco<sup>a,b</sup>, M. Diemoz<sup>a</sup>, D. Franci<sup>a,b</sup>, M. Grassi<sup>a</sup>, E. Longo<sup>a,b</sup>, S. Nourbakhsh<sup>a</sup>, G. Organtini<sup>a,b</sup>, A. Palma<sup>a,b</sup>, F. Pandolfi<sup>a,b,1</sup>, R. Paramatti<sup>a</sup>, S. Rahatlou<sup>a,b</sup>

**INFN Sezione di Torino<sup>a</sup>, Università di Torino<sup>b</sup>, Università del Piemonte Orientale (Novara)<sup>c</sup>, Torino, Italy**

N. Amapane<sup>a,b</sup>, R. Arcidiacono<sup>a,c</sup>, S. Argiro<sup>a,b</sup>, M. Arneodo<sup>a,c</sup>, C. Biino<sup>a</sup>, C. Botta<sup>a,b,1</sup>, N. Cartiglia<sup>a</sup>, R. Castello<sup>a,b</sup>, M. Costa<sup>a,b</sup>, N. Demaria<sup>a</sup>, A. Graziano<sup>a,b,1</sup>, C. Mariotti<sup>a</sup>, M. Marone<sup>a,b</sup>, S. Maselli<sup>a</sup>, E. Migliore<sup>a,b</sup>, G. Mila<sup>a,b</sup>, V. Monaco<sup>a,b</sup>, M. Musich<sup>a,b</sup>, M.M. Obertino<sup>a,c</sup>, N. Pastrone<sup>a</sup>, M. Pelliccioni<sup>a,b,1</sup>, A. Romero<sup>a,b</sup>, M. Ruspa<sup>a,c</sup>, R. Sacchi<sup>a,b</sup>, V. Sola<sup>a,b</sup>, A. Solano<sup>a,b</sup>, A. Staiano<sup>a</sup>, D. Trocino<sup>a,b</sup>, A. Vilela Pereira<sup>a,b,1</sup>

**INFN Sezione di Trieste<sup>a</sup>, Università di Trieste<sup>b</sup>, Trieste, Italy**

S. Belforte<sup>a</sup>, F. Cossutti<sup>a</sup>, G. Della Ricca<sup>a,b</sup>, B. Gobbo<sup>a</sup>, D. Montanino<sup>a,b</sup>, A. Penzo<sup>a</sup>

**Kangwon National University, Chunchon, Korea**

S.G. Heo

**Kyungpook National University, Daegu, Korea**

S. Chang, J. Chung, D.H. Kim, G.N. Kim, J.E. Kim, D.J. Kong, H. Park, D. Son, D.C. Son

**Chonnam National University, Institute for Universe and Elementary Particles, Kwangju, Korea**

Zero Kim, J.Y. Kim, S. Song

**Korea University, Seoul, Korea**

S. Choi, B. Hong, M. Jo, H. Kim, J.H. Kim, T.J. Kim, K.S. Lee, D.H. Moon, S.K. Park, H.B. Rhee, E. Seo, S. Shin, K.S. Sim

**University of Seoul, Seoul, Korea**

M. Choi, S. Kang, H. Kim, C. Park, I.C. Park, S. Park, G. Ryu

**Sungkyunkwan University, Suwon, Korea**

Y. Choi, Y.K. Choi, J. Goh, J. Lee, S. Lee, H. Seo, I. Yu

**Vilnius University, Vilnius, Lithuania**

M.J. Bilinskas, I. Grigelionis, M. Janulis, D. Martisiute, P. Petrov, T. Sabonis

**Centro de Investigacion y de Estudios Avanzados del IPN, Mexico City, Mexico**

H. Castilla-Valdez, E. De La Cruz-Burelo, R. Lopez-Fernandez, A. Sánchez-Hernández,  
L.M. Villasenor-Cendejas

**Universidad Iberoamericana, Mexico City, Mexico**

S. Carrillo Moreno, F. Vazquez Valencia

**Benemerita Universidad Autonoma de Puebla, Puebla, Mexico**

H.A. Salazar Ibarguen

**Universidad Autónoma de San Luis Potosí, San Luis Potosí, Mexico**

E. Casimiro Linares, A. Morelos Pineda, M.A. Reyes-Santos

**University of Auckland, Auckland, New Zealand**

P. Allfrey, D. Krofcheck

**University of Canterbury, Christchurch, New Zealand**

P.H. Butler, R. Doesburg, H. Silverwood

**National Centre for Physics, Quaid-I-Azam University, Islamabad, Pakistan**

M. Ahmad, I. Ahmed, M.I. Asghar, H.R. Hoorani, W.A. Khan, T. Khurshid, S. Qazi

**Institute of Experimental Physics, Faculty of Physics, University of Warsaw, Warsaw, Poland**

M. Cwiok, W. Dominik, K. Doroba, A. Kalinowski, M. Konecki, J. Krolikowski

**Soltan Institute for Nuclear Studies, Warsaw, Poland**

T. Frueboes, R. Gokieli, M. Górski, M. Kazana, K. Nawrocki, K. Romanowska-Rybinska,  
M. Szeper, G. Wrochna, P. Zalewski

**Laboratório de Instrumentação e Física Experimental de Partículas, Lisboa, Portugal**

N. Almeida, A. David, P. Faccioli, P.G. Ferreira Parracho, M. Gallinaro, P. Martins,  
P. Musella, A. Nayak, P.Q. Ribeiro, J. Seixas, P. Silva, J. Varela, H.K. Wöhri

**Joint Institute for Nuclear Research, Dubna, Russia**

I. Belotelov, P. Bunin, I. Golutvin, A. Kamenev, V. Karjavin, G. Kozlov, A. Lanev,  
P. Moisenz, V. Palichik, V. Perelygin, S. Shmatov, V. Smirnov, A. Volodko, A. Zarubin

**Petersburg Nuclear Physics Institute, Gatchina (St Petersburg), Russia**

N. Bondar, V. Golovtsov, Y. Ivanov, V. Kim, P. Levchenko, V. Murzin, V. Oreshkin,  
I. Smirnov, V. Sulimov, L. Uvarov, S. Vavilov, A. Vorobyev

**Institute for Nuclear Research, Moscow, Russia**

Yu. Andreev, S. Gninenko, N. Golubev, M. Kirsanov, N. Krasnikov, V. Matveev,  
A. Pashenkov, A. Toropin, S. Troitsky

**Institute for Theoretical and Experimental Physics, Moscow, Russia**

V. Epshteyn, V. Gavrilov, V. Kaftanov<sup>†</sup>, M. Kossov<sup>1</sup>, A. Krokhotin, N. Lychkovskaya, G. Safronov, S. Semenov, V. Stolin, E. Vlasov, A. Zhokin

**Moscow State University, Moscow, Russia**

E. Boos, M. Dubinin<sup>19</sup>, L. Dudko, A. Ershov, A. Gribushin, O. Kodolova, I. Lokhtin, S. Obraztsov, S. Petrushanko, L. Sarycheva, V. Savrin, A. Snigirev

**P.N. Lebedev Physical Institute, Moscow, Russia**

V. Andreev, M. Azarkin, I. Dremin, M. Kirakosyan, S.V. Rusakov, A. Vinogradov

**State Research Center of Russian Federation, Institute for High Energy Physics, Protvino, Russia**

I. Azhgirey, S. Bitioukov, V. Grishin<sup>1</sup>, V. Kachanov, D. Konstantinov, A. Korablev, V. Krychkin, V. Petrov, R. Ryutin, S. Slabospitsky, A. Sobol, L. Tourtchanovitch, S. Troshin, N. Tyurin, A. Uzunian, A. Volkov

**University of Belgrade, Faculty of Physics and Vinca Institute of Nuclear Sciences, Belgrade, Serbia**

P. Adzic<sup>20</sup>, M. Djordjevic, D. Krpic<sup>20</sup>, J. Milosevic

**Centro de Investigaciones Energéticas Medioambientales y Tecnológicas (CIEMAT), Madrid, Spain**

M. Aguilar-Benitez, J. Alcaraz Maestre, P. Arce, C. Battilana, E. Calvo, M. Cepeda, M. Cerrada, N. Colino, B. De La Cruz, C. Diez Pardos, D. Domínguez Vázquez, C. Fernandez Bedoya, J.P. Fernández Ramos, A. Ferrando, J. Flix, M.C. Fouz, P. Garcia-Abia, O. Gonzalez Lopez, S. Goy Lopez, J.M. Hernandez, M.I. Josa, G. Merino, J. Puerta Pelayo, I. Redondo, L. Romero, J. Santaolalla, C. Willmott

**Universidad Autónoma de Madrid, Madrid, Spain**

C. Albajar, G. Codispoti, J.F. de Trocóniz

**Universidad de Oviedo, Oviedo, Spain**

J. Cuevas, J. Fernandez Menendez, S. Folgueras, I. Gonzalez Caballero, L. Lloret Iglesias, J.M. Vizán García

**Instituto de Física de Cantabria (IFCA), CSIC-Universidad de Cantabria, Santander, Spain**

J.A. Brochero Cifuentes, I.J. Cabrillo, A. Calderon, M. Chamizo Llatas, S.H. Chuang, J. Duarte Campderros, M. Felcini<sup>21</sup>, M. Fernandez, G. Gomez, J. Gonzalez Sanchez, C. Jorda, P. Lobelle Pardo, A. Lopez Virto, J. Marco, R. Marco, C. Martinez Rivero, F. Matorras, F.J. Munoz Sanchez, J. Piedra Gomez<sup>22</sup>, T. Rodrigo, A. Ruiz-Jimeno, L. Scodellaro, M. Sobron Sanudo, I. Vila, R. Vilar Cortabitarte

**CERN, European Organization for Nuclear Research, Geneva, Switzerland**

D. Abbaneo, E. Auffray, G. Auzinger, P. Baillon, A.H. Ball, D. Barney, A.J. Bell<sup>23</sup>, D. Benedetti, C. Bernet<sup>3</sup>, W. Bialas, P. Bloch, A. Bocci, S. Bolognesi, H. Breuker, G. Brona, K. Bunkowski, T. Camporesi, E. Cano, G. Cerminara, T. Christiansen, J.A. Coarasa Perez, B. Curé, D. D'Enterria, A. De Roeck, S. Di Guida, F. Duarte Ramos, A. Elliott-Peisert, B. Frisch, W. Funk, A. Gaddi, S. Gennai, G. Georgiou, H. Gerwig, D. Gigi, K. Gill, D. Giordano, F. Glege, R. Gomez-Reino Garrido, M. Gouzevitch, P. Govoni, S. Gowdy, L. Guiducci, M. Hansen, J. Harvey, J. Hegeman, B. Hegner, C. Henderson, G. Hesketh, H.F. Hoffmann, A. Honma, V. Innocente, P. Janot, K. Kaadze, E. Karavakis, P. Lecoq, C. Lourenço, A. Macpherson, T. Mäki, L. Malgeri, M. Mannelli, L. Masetti, F. Meijers, S. Mersi, E. Meschi, R. Moser, M.U. Mozer, M. Mulders, E. Nesvold<sup>1</sup>, M. Nguyen, T. Orimoto, L. Orsini, E. Perez, A. Petrilli, A. Pfeiffer, M. Pierini, M. Pimiä, G. Polese, A. Racz, J. Rodrigues Antunes, G. Rolandi<sup>24</sup>, T. Rommerskirchen, C. Rovelli<sup>25</sup>, M. Rovere, H. Sakulin, C. Schäfer, C. Schwick, I. Segoni, A. Sharma, P. Siegrist, M. Simon, P. Sphicas<sup>26</sup>, D. Spiga, M. Spiropulu<sup>19</sup>, F. Stöckli, M. Stoye, P. Tropea, A. Tsirou, A. Tsyganov, G.I. Veres<sup>12</sup>, P. Vichoudis, M. Voutilainen, W.D. Zeuner

**Paul Scherrer Institut, Villigen, Switzerland**

W. Bertl, K. Deiters, W. Erdmann, K. Gabathuler, R. Horisberger, Q. Ingram, H.C. Kaestli, S. König, D. Kotlinski, U. Langenegger, F. Meier, D. Renker, T. Rohe, J. Sibille<sup>27</sup>, A. Starodumov<sup>28</sup>

**Institute for Particle Physics, ETH Zurich, Zurich, Switzerland**

P. Bortignon, L. Caminada<sup>29</sup>, Z. Chen, S. Cittolin, G. Dissertori, M. Dittmar, J. Eugster, K. Freudenreich, C. Grab, A. Hervé, W. Hintz, P. Lecomte, W. Luster, C. Marchica<sup>29</sup>, P. Martinez Ruiz del Arbol, P. Meridiani, P. Milenovic<sup>30</sup>, F. Moortgat, P. Nef, F. Nessi-Tedaldi, L. Pape, F. Pauss, T. Punz, A. Rizzi, F.J. Ronga, M. Rossini, L. Sala, A.K. Sanchez, M.-C. Sawley, B. Stieger, L. Tauscher<sup>†</sup>, A. Thea, K. Theofilatos, D. Treille, C. Urscheler, R. Wallny, M. Weber, L. Wehrli, J. Weng

**Universität Zürich, Zurich, Switzerland**

E. Aguiló, C. AMSler, V. Chiochia, S. De Visscher, C. Favaro, M. Ivova Rikova, B. Millan Mejias, P. Otiougova, C. Regenfus, P. Robmann, A. Schmidt, H. Snoek

**National Central University, Chung-Li, Taiwan**

Y.H. Chang, K.H. Chen, W.T. Chen, S. Dutta, A. Go, C.M. Kuo, S.W. Li, W. Lin, M.H. Liu, Z.K. Liu, Y.J. Lu, D. Mekterovic, J.H. Wu, S.S. Yu

**National Taiwan University (NTU), Taipei, Taiwan**

P. Bartalini, P. Chang, Y.H. Chang, Y.W. Chang, Y. Chao, K.F. Chen, W.-S. Hou, Y. Hsiung, K.Y. Kao, Y.J. Lei, R.-S. Lu, J.G. Shiu, Y.M. Tzeng, M. Wang

**Cukurova University, Adana, Turkey**

A. Adiguzel, M.N. Bakirci<sup>31</sup>, S. Cerci<sup>32</sup>, Z. Demir, C. Dozen, I. Dumanoglu, E. Eskut, S. Girgis, G. Gokbulut, Y. Guler, E. Gurpinar, I. Hos, E.E. Kangal, T. Karaman, A. Kayis Topaksu, A. Nart, G. Onengut, K. Ozdemir, S. Ozturk, A. Polatoz, K. Sogut<sup>33</sup>, B. Tali, H. Topakli<sup>31</sup>, D. Uzun, L.N. Vergili, M. Vergili, C. Zorbilmez

**Middle East Technical University, Physics Department, Ankara, Turkey**

I.V. Akin, T. Aliev, S. Bilmis, M. Deniz, H. Gamsizkan, A.M. Guler, K. Ocalan, A. Ozpineci, M. Serin, R. Sever, U.E. Surat, E. Yildirim, M. Zeyrek

**Bogazici University, Istanbul, Turkey**

M. Deliomeroğlu, D. Demir<sup>34</sup>, E. Gülmez, A. Halu, B. Isildak, M. Kaya<sup>35</sup>, O. Kaya<sup>35</sup>, S. Ozkorucuklu<sup>36</sup>, N. Sonmez<sup>37</sup>

**National Scientific Center, Kharkov Institute of Physics and Technology, Kharkov, Ukraine**

L. Levchuk

**University of Bristol, Bristol, United Kingdom**

P. Bell, F. Bostock, J.J. Brooke, T.L. Cheng, E. Clement, D. Cussans, R. Frazier, J. Goldstein, M. Grimes, M. Hansen, D. Hartley, G.P. Heath, H.F. Heath, B. Huckvale, J. Jackson, L. Kreczko, S. Metson, D.M. Newbold<sup>38</sup>, K. Nirunpong, A. Poll, S. Senkin, V.J. Smith, S. Ward

**Rutherford Appleton Laboratory, Didcot, United Kingdom**

L. Basso, K.W. Bell, A. Belyaev, C. Brew, R.M. Brown, B. Camanzi, D.J.A. Cockerill, J.A. Coughlan, K. Harder, S. Harper, B.W. Kennedy, E. Olaiya, D. Petyt, B.C. Radburn-Smith, C.H. Shepherd-Themistocleous, I.R. Tomalin, W.J. Womersley, S.D. Worm

**Imperial College, London, United Kingdom**

R. Bainbridge, G. Ball, J. Ballin, R. Beuselinck, O. Buchmuller, D. Colling, N. Cripps, M. Cutajar, G. Davies, M. Della Negra, J. Fulcher, D. Futyan, A. Guneratne Bryer, G. Hall, Z. Hatherell, J. Hays, G. Iles, G. Karapostoli, L. Lyons, A.-M. Magnan, J. Marrouche, R. Nandi, J. Nash, A. Nikitenko<sup>28</sup>, A. Papageorgiou, M. Pesaresi, K. Petridis, M. Pioppi<sup>39</sup>, D.M. Raymond, N. Rompotis, A. Rose, M.J. Ryan, C. Seez, P. Sharp, A. Sparrow, A. Tapper, S. Tourneur, M. Vazquez Acosta, T. Virdee, S. Wakefield, D. Wardrope, T. Whyntie

**Brunel University, Uxbridge, United Kingdom**

M. Barrett, M. Chadwick, J.E. Cole, P.R. Hobson, A. Khan, P. Kyberd, D. Leslie, W. Martin, I.D. Reid, L. Teodorescu

**Baylor University, Waco, USA**

K. Hatakeyama

**Boston University, Boston, USA**

T. Bose, E. Carrera Jarrin, C. Fantasia, A. Heister, J. St. John, P. Lawson, D. Lazic, J. Rohlf, D. Sperka, L. Sulak

**Brown University, Providence, USA**

A. Avetisyan, S. Bhattacharya, J.P. Chou, D. Cutts, A. Ferapontov, U. Heintz, S. Jabeen, G. Kukartsev, G. Landsberg, M. Narain, D. Nguyen, M. Segala, T. Speer, K.V. Tsang

**University of California, Davis, Davis, USA**

M.A. Borgia, R. Breedon, M. Calderon De La Barca Sanchez, D. Cebra, S. Chauhan, M. Chertok, J. Conway, P.T. Cox, J. Dolen, R. Erbacher, E. Friis, W. Ko, A. Kopecky, R. Lander, H. Liu, S. Maruyama, T. Miceli, M. Nikolic, D. Pellett, J. Robles, S. Salur, T. Schwarz, M. Searle, J. Smith, M. Squires, M. Tripathi, R. Vasquez Sierra, C. Veelken

**University of California, Los Angeles, Los Angeles, USA**

V. Andreev, K. Arisaka, D. Cline, R. Cousins, A. Deisher, J. Duris, S. Erhan, C. Farrell, J. Hauser, M. Ignatenko, C. Jarvis, C. Plager, G. Rakness, P. Schlein<sup>†</sup>, J. Tucker, V. Valuev

**University of California, Riverside, Riverside, USA**

J. Babb, R. Clare, J. Ellison, J.W. Gary, F. Giordano, G. Hanson, G.Y. Jeng, S.C. Kao, F. Liu, H. Liu, A. Luthra, H. Nguyen, B.C. Shen<sup>†</sup>, R. Stringer, J. Sturdy, S. Sumowidagdo, R. Wilken, S. Wimpenny

**University of California, San Diego, La Jolla, USA**

W. Andrews, J.G. Branson, G.B. Cerati, E. Dusinger, D. Evans, F. Golf, A. Holzner, R. Kelley, M. Lebourgeois, J. Letts, B. Mangano, J. Muelmenstaedt, S. Padhi, C. Palmer, G. Petrucciani, H. Pi, M. Pieri, R. Ranieri, M. Sani, V. Sharma<sup>1</sup>, S. Simon, Y. Tu, A. Vartak, F. Würthwein, A. Yagil

**University of California, Santa Barbara, Santa Barbara, USA**

D. Barge, R. Bellan, C. Campagnari, M. D'Alfonso, T. Danielson, K. Flowers, P. Geffert, J. Incandela, C. Justus, P. Kalavase, S.A. Koay, D. Kovalskyi, V. Krutelyov, S. Lowette, N. Mccoll, V. Pavlunin, F. Rebassoo, J. Ribnik, J. Richman, R. Rossin, D. Stuart, W. To, J.R. Vlimant

**California Institute of Technology, Pasadena, USA**

A. Bornheim, J. Bunn, Y. Chen, M. Gataullin, D. Kcira, V. Litvine, Y. Ma, A. Mott, H.B. Newman, C. Rogan, V. Timciuc, P. Traczyk, J. Veverka, R. Wilkinson, Y. Yang, R.Y. Zhu

**Carnegie Mellon University, Pittsburgh, USA**

B. Akgun, R. Carroll, T. Ferguson, Y. Iiyama, D.W. Jang, S.Y. Jun, Y.F. Liu, M. Paulini, J. Russ, N. Terentyev, H. Vogel, I. Vorobiev



**University of Colorado at Boulder, Boulder, USA**

J.P. Cumalat, M.E. Dinardo, B.R. Drell, C.J. Edelmaier, W.T. Ford, A. Gaz,  
B. Heyburn, E. Luiggi Lopez, U. Nauenberg, J.G. Smith, K. Stenson, K.A. Ulmer,  
S.R. Wagner, S.L. Zang

**Cornell University, Ithaca, USA**

L. Agostino, J. Alexander, A. Chatterjee, S. Das, N. Eggert, L.J. Fields, L.K. Gibbons,  
B. Heltsley, W. Hopkins, A. Khukhunaishvili, B. Kreis, V. Kuznetsov,  
G. Nicolas Kaufman, J.R. Patterson, D. Puigh, D. Riley, A. Ryd, X. Shi, W. Sun, W.D. Teo,  
J. Thom, J. Thompson, J. Vaughan, Y. Weng, L. Winstrom, P. Wittich

**Fairfield University, Fairfield, USA**

A. Biselli, G. Cirino, D. Winn

**Fermi National Accelerator Laboratory, Batavia, USA**

S. Abdullin, M. Albrow, J. Anderson, G. Apollinari, M. Atac, J.A. Bakken, S. Banerjee,  
L.A.T. Bauerdick, A. Beretvas, J. Berryhill, P.C. Bhat, I. Bloch, F. Borcherding,  
K. Burkett, J.N. Butler, V. Chetluru, H.W.K. Cheung, F. Chlebana, S. Cihangir,  
M. Demarteau, D.P. Eartly, V.D. Elvira, S. Esen, I. Fisk, J. Freeman, Y. Gao,  
E. Gottschalk, D. Green, K. Gunthoti, O. Gutsche, A. Hahn, J. Hanlon, R.M. Harris,  
J. Hirschauer, B. Hooberman, E. James, H. Jensen, M. Johnson, U. Joshi, R. Khatiwada,  
B. Kilminster, B. Klima, K. Kousouris, S. Kunori, S. Kwan, C. Leonidopoulos, P. Limon,  
R. Lipton, J. Lykken, K. Maeshima, J.M. Marraffino, D. Mason, P. McBride,  
T. McCauley, T. Miao, K. Mishra, S. Mrenna, Y. Musienko<sup>40</sup>, C. Newman-Holmes,  
V. O'Dell, S. Popescu<sup>41</sup>, R. Pordes, O. Prokofyev, N. Saoulidou, E. Sexton-Kennedy,  
S. Sharma, A. Soha, W.J. Spalding, L. Spiegel, P. Tan, L. Taylor, S. Tkaczyk,  
L. Uplegger, E.W. Vaandering, R. Vidal, J. Whitmore, W. Wu, F. Yang, F. Yumiceva,  
J.C. Yun

**University of Florida, Gainesville, USA**

D. Acosta, P. Avery, D. Bourilkov, M. Chen, G.P. Di Giovanni, D. Dobur, A. Drozdetskiy,  
R.D. Field, M. Fisher, Y. Fu, I.K. Furic, J. Gartner, S. Goldberg, B. Kim, S. Klimenko,  
J. Konigsberg, A. Korytov, A. Kropivnitskaya, T. Kypreos, K. Matchev, G. Mitselmakher,  
L. Muniz, Y. Pakhotin, C. Prescott, R. Remington, M. Schmitt, B. Scurlock, P. Sellers,  
N. Skhirtladze, D. Wang, J. Yelton, M. Zakaria

**Florida International University, Miami, USA**

C. Ceron, V. Gaultney, L. Kramer, L.M. Lebolo, S. Linn, P. Markowitz, G. Martinez,  
J.L. Rodriguez

**Florida State University, Tallahassee, USA**

T. Adams, A. Askew, D. Bandurin, J. Bochenek, J. Chen, B. Diamond, S.V. Gleyzer,  
J. Haas, S. Hagopian, V. Hagopian, M. Jenkins, K.F. Johnson, H. Prosper, L. Quertenmont,  
S. Sekmen, V. Veeraraghavan

**Florida Institute of Technology, Melbourne, USA**

M.M. Baarmand, B. Dorney, S. Guragain, M. Hohlmann, H. Kalakhety, R. Ralich, I. Vodopiyarov

**University of Illinois at Chicago (UIC), Chicago, USA**

M.R. Adams, I.M. Anghel, L. Apanasevich, Y. Bai, V.E. Bazterra, R.R. Betts, J. Callner, R. Cavanaugh, C. Dragoiu, E.J. Garcia-Solis, L. Gauthier, C.E. Gerber, D.J. Hofman, S. Khalatyan, F. Lacroix, M. Malek, C. O'Brien, C. Silvestre, A. Smoron, D. Strom, N. Varelas

**The University of Iowa, Iowa City, USA**

U. Akgun, E.A. Albayrak, B. Bilki, K. Cankocak<sup>42</sup>, W. Clarida, F. Duru, C.K. Lae, E. McCliment, J.-P. Merlo, H. Mermerkaya, A. Mestvirishvili, A. Moeller, J. Nachtman, C.R. Newsom, E. Norbeck, J. Olson, Y. Onel, F. Ozok, S. Sen, J. Wetzel, T. Yetkin, K. Yi

**Johns Hopkins University, Baltimore, USA**

B.A. Barnett, B. Blumenfeld, A. Bonato, C. Eskew, D. Fehling, G. Giurgiu, A.V. Gritsan, Z.J. Guo, G. Hu, P. Maksimovic, S. Rappoccio, M. Swartz, N.V. Tran, A. Whitbeck

**The University of Kansas, Lawrence, USA**

P. Baringer, A. Bean, G. Benelli, O. Grachov, M. Murray, D. Noonan, V. Radicci, S. Sanders, J.S. Wood, V. Zhukova

**Kansas State University, Manhattan, USA**

T. Bolton, I. Chakaberia, A. Ivanov, M. Makouski, Y. Maravin, S. Shrestha, I. Svintradze, Z. Wan

**Lawrence Livermore National Laboratory, Livermore, USA**

J. Gronberg, D. Lange, D. Wright

**University of Maryland, College Park, USA**

A. Baden, M. Boutemour, S.C. Eno, D. Ferencek, J.A. Gomez, N.J. Hadley, R.G. Kellogg, M. Kirn, Y. Lu, A.C. Mignerey, K. Rossato, P. Rumerio, F. Santanastasio, A. Skuja, J. Temple, M.B. Tonjes, S.C. Tonwar, E. Twedt

**Massachusetts Institute of Technology, Cambridge, USA**

B. Alver, G. Bauer, J. Bendavid, W. Busza, E. Butz, I.A. Cali, M. Chan, V. Dutta, P. Everaerts, G. Gomez Ceballos, M. Goncharov, K.A. Hahn, P. Harris, Y. Kim, M. Klute, Y.-J. Lee, W. Li, C. Loizides, P.D. Luckey, T. Ma, S. Nahn, C. Paus, D. Ralph, C. Roland, G. Roland, M. Rudolph, G.S.F. Stephans, K. Sumorok, K. Sung, E.A. Wenger, S. Xie, M. Yang, Y. Yilmaz, A.S. Yoon, M. Zanetti

**University of Minnesota, Minneapolis, USA**

P. Cole, S.I. Cooper, P. Cushman, B. Dahmes, A. De Benedetti, P.R. Duderov, G. Franzoni, J. Haupt, K. Klapoetke, Y. Kubota, J. Mans, V. Rekovic, R. Rusack, M. Sasseville, A. Singovsky

**University of Mississippi, University, USA**

L.M. Cremaldi, R. Godang, R. Kroeger, L. Perera, R. Rahmat, D.A. Sanders, D. Summers

**University of Nebraska-Lincoln, Lincoln, USA**

K. Bloom, S. Bose, J. Butt, D.R. Claes, A. Dominguez, M. Eads, J. Keller, T. Kelly, I. Kravchenko, J. Lazo-Flores, C. Lundstedt, H. Malbouisson, S. Malik, G.R. Snow

**State University of New York at Buffalo, Buffalo, USA**

U. Baur, A. Godshalk, I. Iashvili, S. Jain, A. Kharchilava, A. Kumar, S.P. Shipkowski, K. Smith

**Northeastern University, Boston, USA**

G. Alverson, E. Barberis, D. Baumgartel, O. Boeriu, M. Chasco, S. Reucroft, J. Swain, D. Wood, J. Zhang

**Northwestern University, Evanston, USA**

A. Anastassov, A. Kubik, N. Odell, R.A. Ofierzynski, B. Pollack, A. Pozdnyakov, M. Schmitt, S. Stoynev, M. Velasco, S. Won

**University of Notre Dame, Notre Dame, USA**

L. Antonelli, D. Berry, M. Hildreth, C. Jessop, D.J. Karmgard, J. Kolb, T. Kolberg, K. Lannon, W. Luo, S. Lynch, N. Marinelli, D.M. Morse, T. Pearson, R. Ruchti, J. Slaunwhite, N. Valls, J. Warchol, M. Wayne, J. Ziegler

**The Ohio State University, Columbus, USA**

B. Bylsma, L.S. Durkin, J. Gu, C. Hill, P. Killewald, K. Kotov, T.Y. Ling, M. Rodenburg, G. Williams

**Princeton University, Princeton, USA**

N. Adam, E. Berry, P. Elmer, D. Gerbaudo, V. Halyo, P. Hebda, A. Hunt, J. Jones, E. Laird, D. Lopes Pegna, D. Marlow, T. Medvedeva, M. Mooney, J. Olsen, P. Piroué, X. Quan, H. Saka, D. Stickland, C. Tully, J.S. Werner, A. Zuranski

**University of Puerto Rico, Mayaguez, USA**

J.G. Acosta, X.T. Huang, A. Lopez, H. Mendez, S. Oliveros, J.E. Ramirez Vargas, A. Zatserklyaniy

**Purdue University, West Lafayette, USA**

E. Alagoz, V.E. Barnes, G. Bolla, L. Borrello, D. Bortoletto, A. Everett, A.F. Garfinkel, Z. Gece, L. Gutay, Z. Hu, M. Jones, O. Koybasi, M. Kress, A.T. Laasanen, N. Leonardo, C. Liu, V. Maroussov, P. Merkel, D.H. Miller, N. Neumeister, I. Shipsey, D. Silvers, A. Svyatkovskiy, H.D. Yoo, J. Zablocki, Y. Zheng

**Purdue University Calumet, Hammond, USA**

P. Jindal, N. Parashar

**Rice University, Houston, USA**

C. Boulahouache, V. Cuplov, K.M. Ecklund, F.J.M. Geurts, J.H. Liu, B.P. Padley,  
R. Redjimi, J. Roberts, J. Zabel

**University of Rochester, Rochester, USA**

B. Betchart, A. Bodek, Y.S. Chung, R. Covarelli, P. de Barbaro, R. Demina, Y. Eshaq,  
H. Flacher, A. Garcia-Bellido, P. Goldenzweig, Y. Gotra, J. Han, A. Harel, D.C. Miner,  
D. Orbaker, G. Petrillo, D. Vishnevskiy, M. Zielinski

**The Rockefeller University, New York, USA**

A. Bhatti, R. Ciesielski, L. Demortier, K. Goulios, G. Lungu, C. Mesropian, M. Yan

**Rutgers, the State University of New Jersey, Piscataway, USA**

O. Atramentov, A. Barker, D. Duggan, Y. Gershtein, R. Gray, E. Halkiadakis, D. Hidas,  
D. Hits, A. Lath, S. Panwalkar, R. Patel, A. Richards, K. Rose, S. Schnetzer, S. Somalwar,  
R. Stone, S. Thomas

**University of Tennessee, Knoxville, USA**

G. Cerizza, M. Hollingsworth, S. Spanier, Z.C. Yang, A. York

**Texas A&M University, College Station, USA**

J. Asaadi, R. Eusebi, J. Gilmore, A. Gurrola, T. Kamon, V. Khotilovich, R. Montalvo,  
C.N. Nguyen, I. Osipenkov, J. Pivarski, A. Safonov, S. Sengupta, A. Tatarinov, D. Toback,  
M. Weinberger

**Texas Tech University, Lubbock, USA**

N. Akchurin, J. Damgov, C. Jeong, K. Kovitanggoon, S.W. Lee, Y. Roh, A. Sill,  
I. Volobouev, R. Wigmans, E. Yazgan

**Vanderbilt University, Nashville, USA**

E. Appelt, E. Brownson, D. Engh, C. Florez, W. Gabella, W. Johns, P. Kurt, C. Maguire,  
A. Melo, P. Sheldon, S. Tuo, J. Velkovska

**University of Virginia, Charlottesville, USA**

M.W. Arenton, M. Balazs, S. Boutle, M. Buehler, S. Conetti, B. Cox, B. Francis,  
R. Hirosky, A. Ledovskoy, C. Lin, C. Neu, R. Yohay

**Wayne State University, Detroit, USA**

S. Gollapinni, R. Harr, P.E. Karchin, P. Lamichhane, M. Mattson, C. Milstène, A. Sakharov

**University of Wisconsin, Madison, USA**

M. Anderson, M. Bachtis, J.N. Bellinger, D. Carlsmith, S. Dasu, J. Efron, L. Gray,  
K.S. Grogg, M. Grothe, R. Hall-Wilton<sup>1</sup>, M. Herndon, P. Klabbers, J. Klukas,  
A. Lanaro, C. Lazaridis, J. Leonard, R. Loveless, A. Mohapatra, D. Reeder, I. Ross,  
A. Savin, W.H. Smith, J. Swanson, M. Weinberg

†: Deceased

1: Also at CERN, European Organization for Nuclear Research, Geneva, Switzerland

- 2: Also at Universidade Federal do ABC, Santo Andre, Brazil
- 3: Also at Laboratoire Leprince-Ringuet, Ecole Polytechnique, IN2P3-CNRS, Palaiseau, France
- 4: Also at Suez Canal University, Suez, Egypt
- 5: Also at Fayoum University, El-Fayoum, Egypt
- 6: Also at Soltan Institute for Nuclear Studies, Warsaw, Poland
- 7: Also at Massachusetts Institute of Technology, Cambridge, USA
- 8: Also at Université de Haute-Alsace, Mulhouse, France
- 9: Also at Brandenburg University of Technology, Cottbus, Germany
- 10: Also at Moscow State University, Moscow, Russia
- 11: Also at Institute of Nuclear Research ATOMKI, Debrecen, Hungary
- 12: Also at Eötvös Loránd University, Budapest, Hungary
- 13: Also at Tata Institute of Fundamental Research - HECR, Mumbai, India
- 14: Also at University of Visva-Bharati, Santiniketan, India
- 15: Also at Facoltà Ingegneria Università di Roma "La Sapienza", Roma, Italy
- 16: Also at Università della Basilicata, Potenza, Italy
- 17: Also at Laboratori Nazionali di Legnaro dell' INFN, Legnaro, Italy
- 18: Also at Università degli studi di Siena, Siena, Italy
- 19: Also at California Institute of Technology, Pasadena, USA
- 20: Also at Faculty of Physics of University of Belgrade, Belgrade, Serbia
- 21: Also at University of California, Los Angeles, Los Angeles, USA
- 22: Also at University of Florida, Gainesville, USA
- 23: Also at Université de Genève, Geneva, Switzerland
- 24: Also at Scuola Normale e Sezione dell' INFN, Pisa, Italy
- 25: Also at INFN Sezione di Roma; Università di Roma "La Sapienza", Roma, Italy
- 26: Also at University of Athens, Athens, Greece
- 27: Also at The University of Kansas, Lawrence, USA
- 28: Also at Institute for Theoretical and Experimental Physics, Moscow, Russia
- 29: Also at Paul Scherrer Institut, Villigen, Switzerland
- 30: Also at University of Belgrade, Faculty of Physics and Vinca Institute of Nuclear Sciences, Belgrade, Serbia
- 31: Also at Gaziosmanpasa University, Tokat, Turkey
- 32: Also at Adiyaman University, Adiyaman, Turkey
- 33: Also at Mersin University, Mersin, Turkey
- 34: Also at Izmir Institute of Technology, Izmir, Turkey
- 35: Also at Kafkas University, Kars, Turkey
- 36: Also at Suleyman Demirel University, Isparta, Turkey
- 37: Also at Ege University, Izmir, Turkey
- 38: Also at Rutherford Appleton Laboratory, Didcot, United Kingdom
- 39: Also at INFN Sezione di Perugia; Università di Perugia, Perugia, Italy
- 40: Also at Institute for Nuclear Research, Moscow, Russia
- 41: Also at Horia Hulubei National Institute of Physics and Nuclear Engineering (IFIN-HH), Bucharest, Romania
- 42: Also at Istanbul Technical University, Istanbul, Turkey